



January 2024 Net Tax Collections

Fiscal Year 2024 - July 2023 through June 2024
January is Month 7 of 12 in Fiscal Year 2024

Total Net Tax Collections

FISCAL YEAR COLLECTIONS (YTD)

\$3.3B

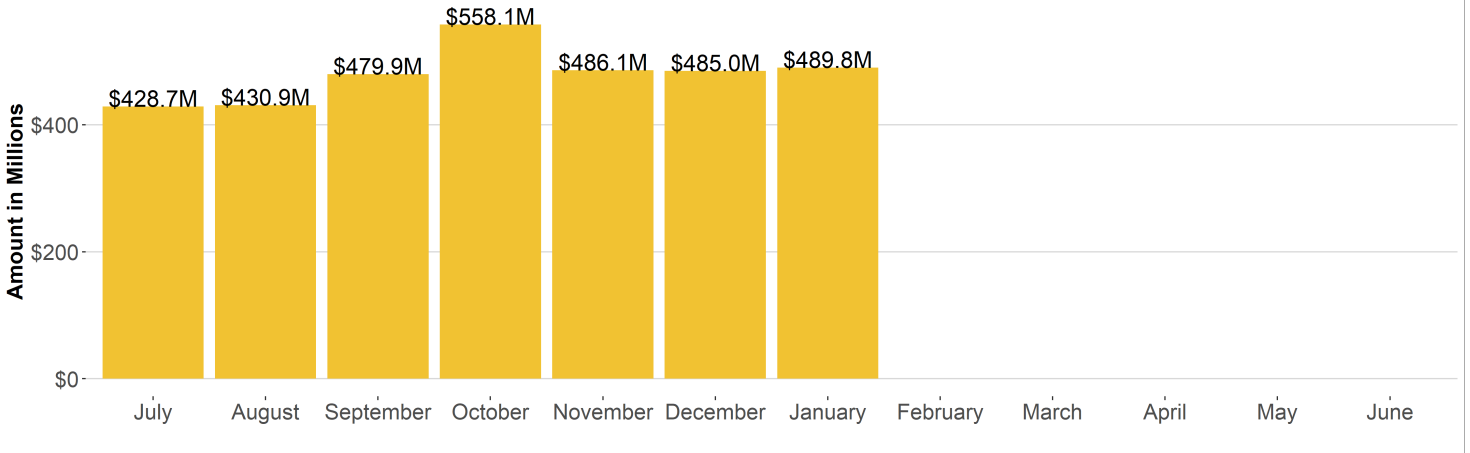
CURRENT MONTH COLLECTIONS

\$489.8M

MONTHLY CHANGE

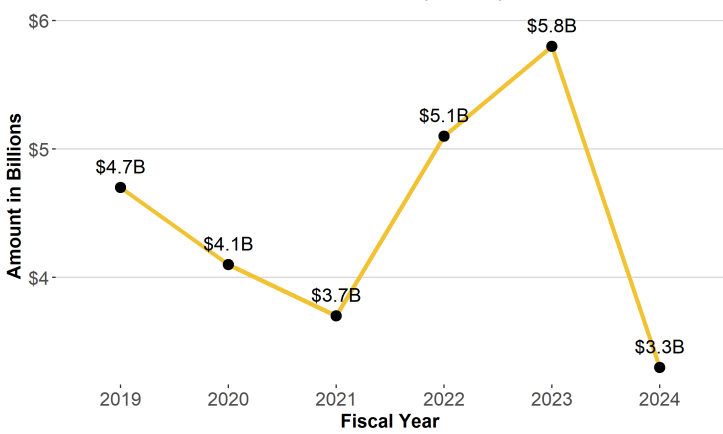
+11.3%

Fiscal Year 2024 Total Net Tax Collections (in millions) by Month

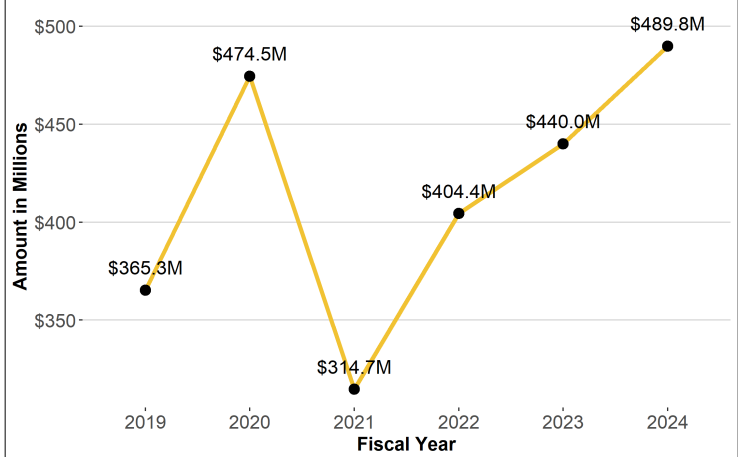


Total Net Tax Collections (in billions) by Fiscal Year *

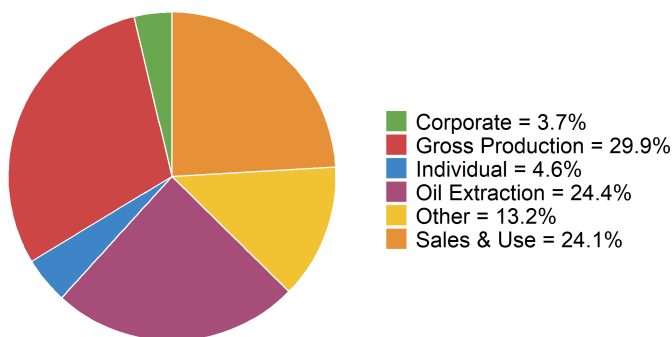
* Collection amounts in the current fiscal year are year-to-date collections.



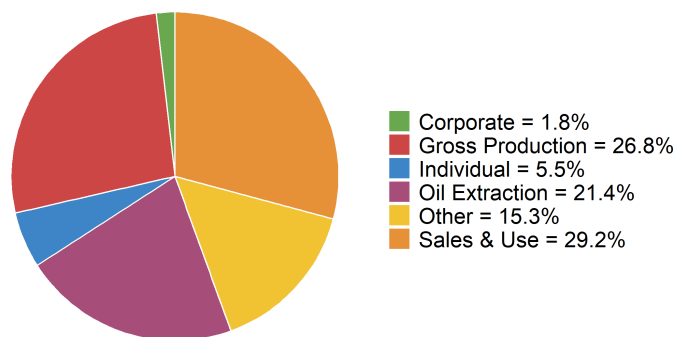
January Only Total Net Tax Collections (in millions) by Fiscal Year



Fiscal Year 2024 YTD Net Tax Collections by Tax Type



January 2024 Net Tax Collections by Tax Type



Sales and Use Net Tax Collections

FISCAL YEAR COLLECTIONS (YTD)

\$809.6M

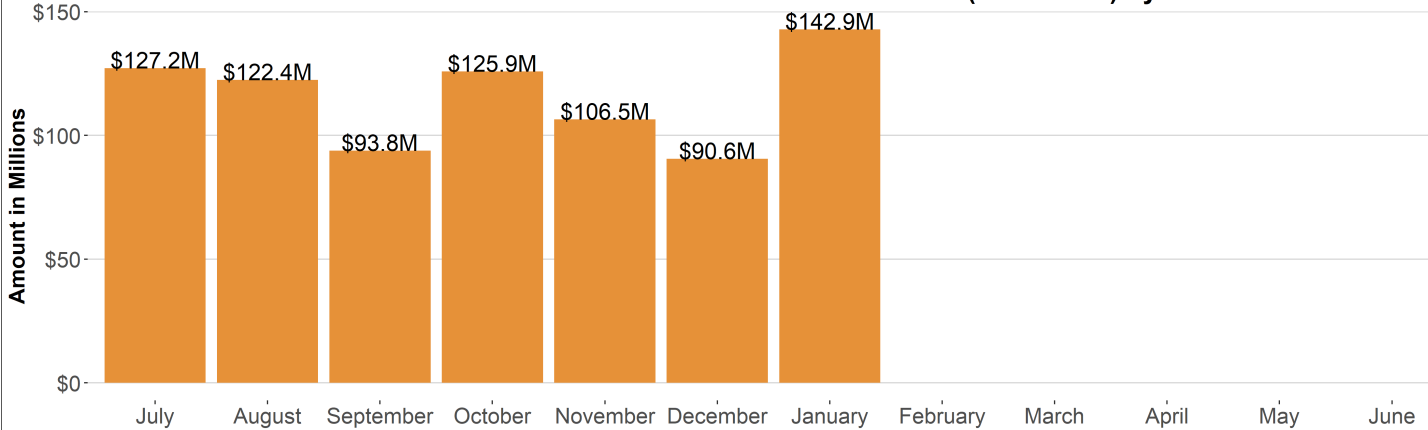
CURRENT MONTH COLLECTIONS

\$142.9M

MONTHLY CHANGE

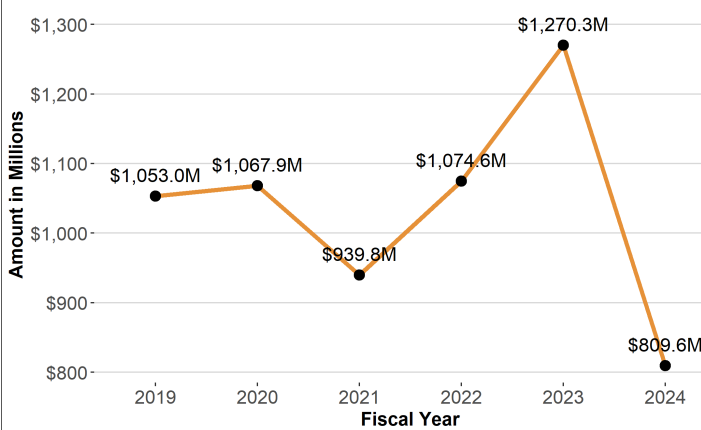
+18.9%

Fiscal Year 2024 Sales and Use Net Tax Collections (in millions) by Month

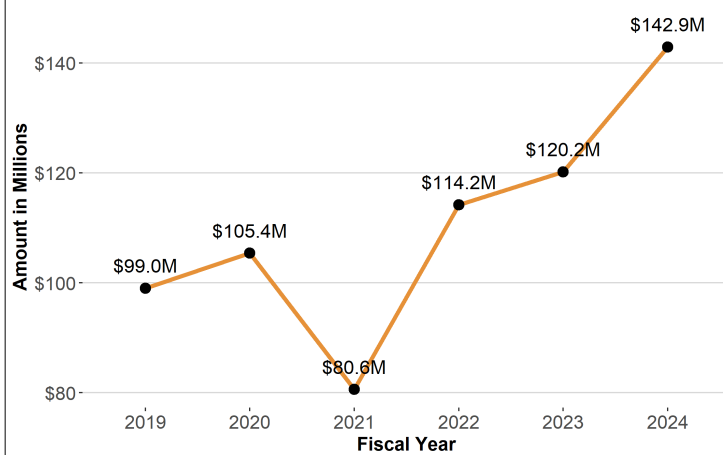


Total Sales and Use Net Tax Collections (in millions) by Fiscal Year *

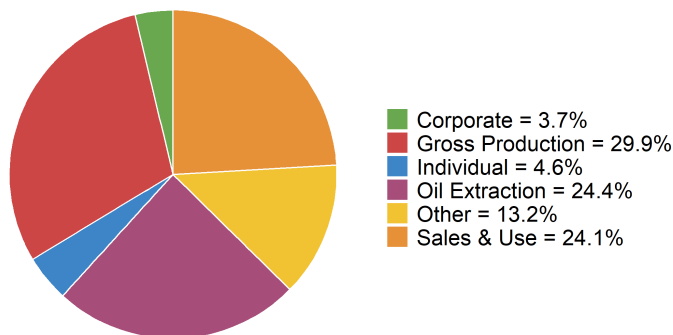
* Collection amounts in the current fiscal year are year-to-date collections.



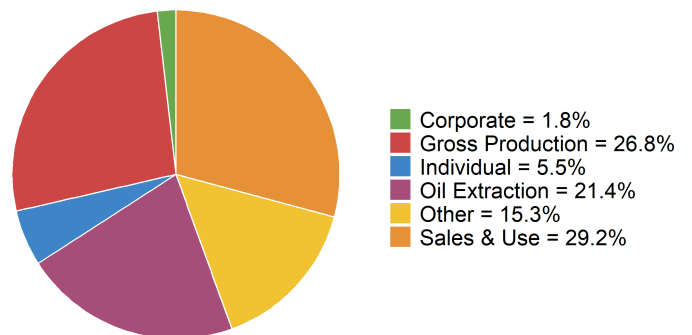
January Only Sales and Use Net Tax Collections (in millions) by Fiscal Year



Fiscal Year 2024 YTD Net Tax Collections by Tax Type



January 2024 Net Tax Collections by Tax Type



Oil & Gas Gross Production Tax Collections

FISCAL YEAR COLLECTIONS (YTD)

\$1.0B

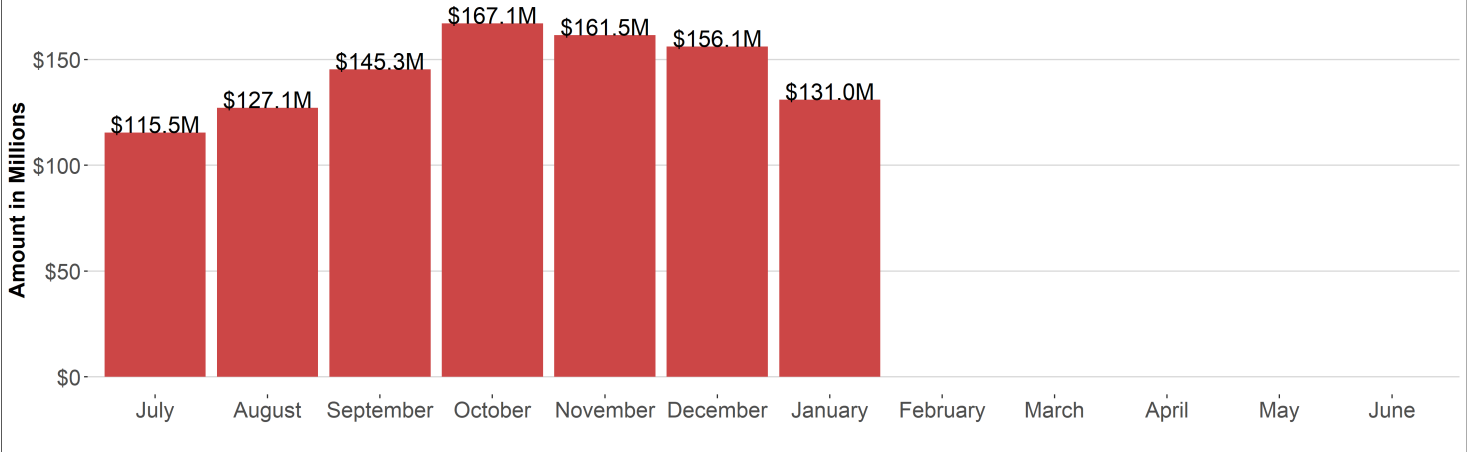
CURRENT MONTH COLLECTIONS

\$131.0M

MONTHLY CHANGE

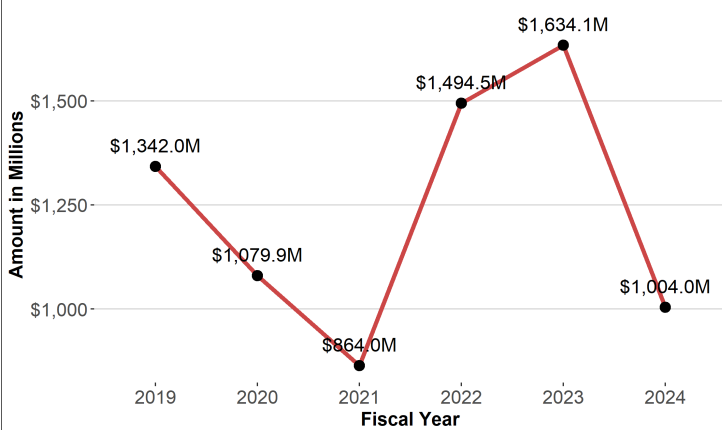
+19.6%

Fiscal Year 2024 Gross Production Net Tax Collections (in millions) by Month

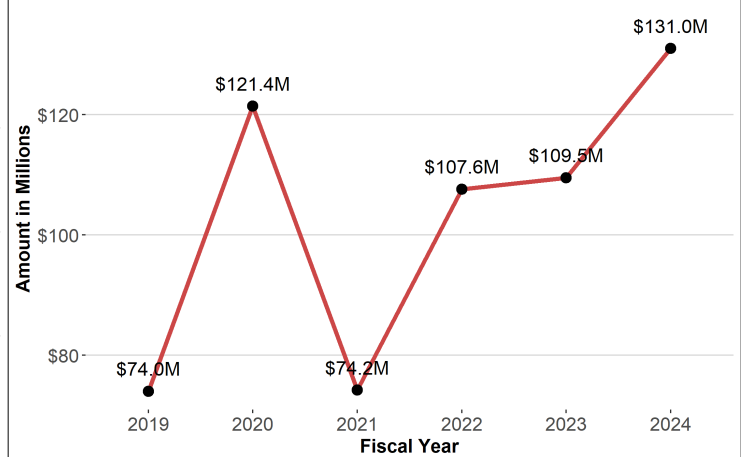


Total Gross Production Net Tax Collections (in millions) by Fiscal Year *

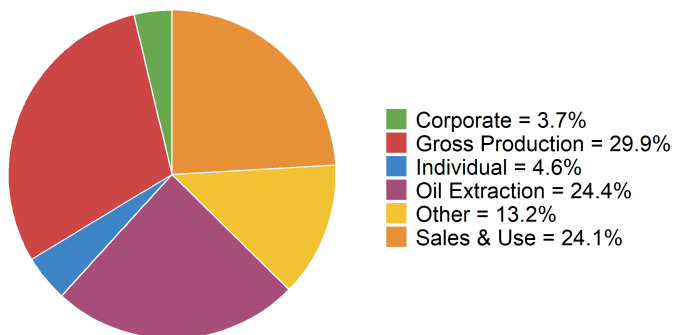
* Collection amounts in the current fiscal year are year-to-date collections.



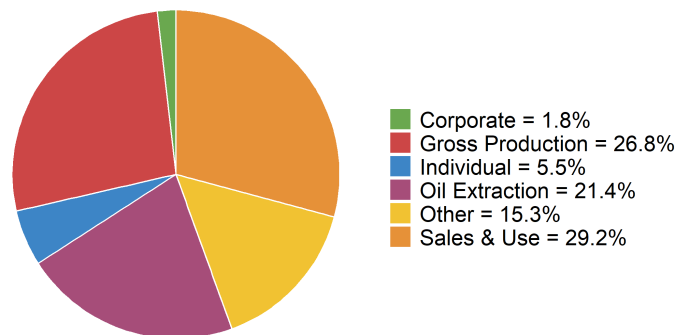
January Only Gross Production Net Tax Collections (in millions) by Fiscal Year



Fiscal Year 2024 YTD Net Tax Collections by Tax Type



January 2024 Net Tax Collections by Tax Type



Oil Extraction Tax Collections

FISCAL YEAR COLLECTIONS (YTD)

\$819.7M

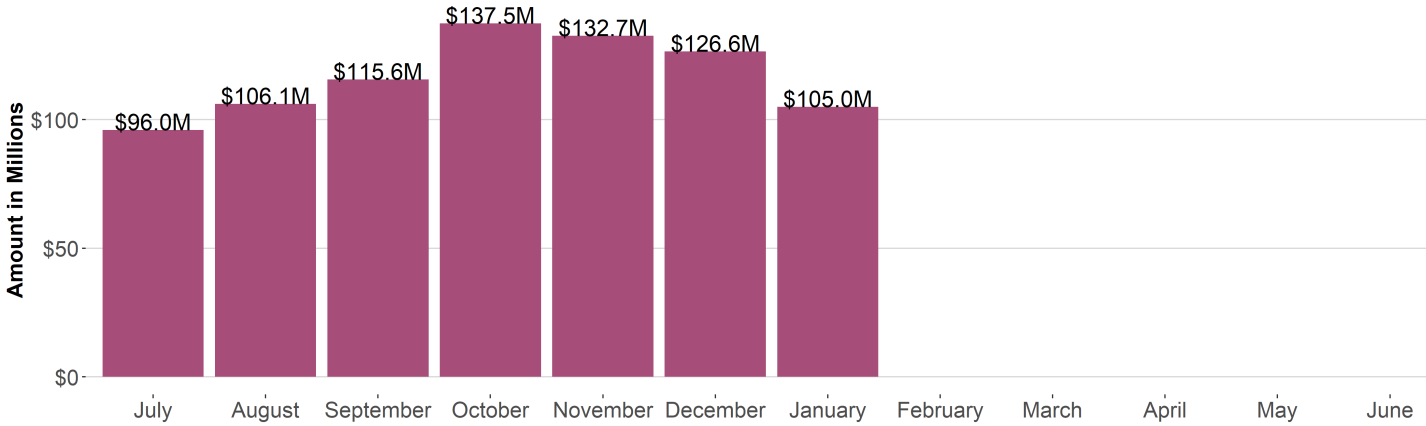
CURRENT MONTH COLLECTIONS

\$105.0M

MONTHLY CHANGE

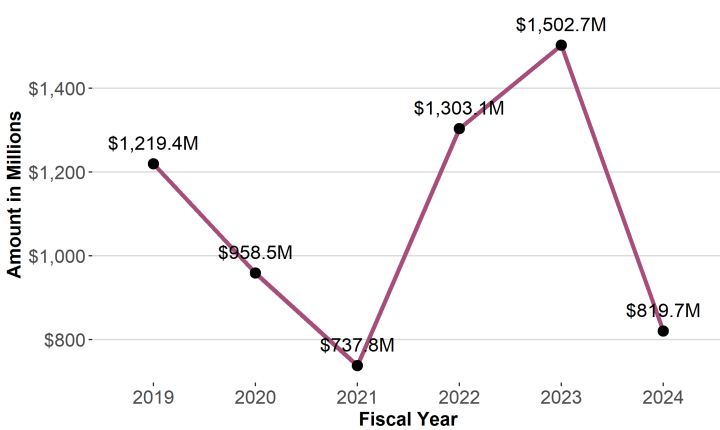
+17.7%

Fiscal Year 2024 Oil Extraction Tax Collections (in millions) by Month

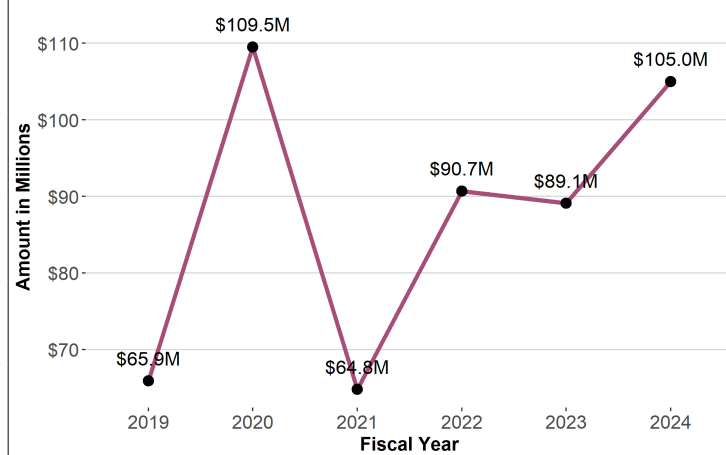


Total Oil Extraction Tax Collections (in millions) by Fiscal Year *

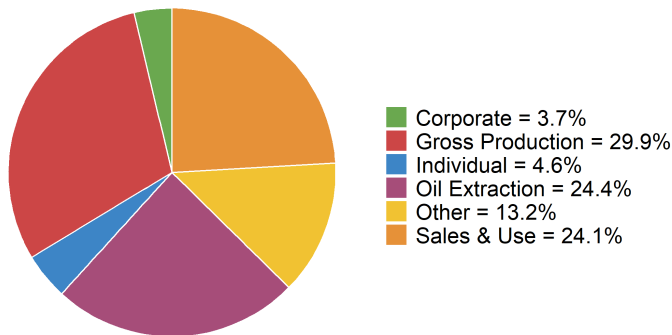
* Collection amounts in the current fiscal year are year-to-date collections.



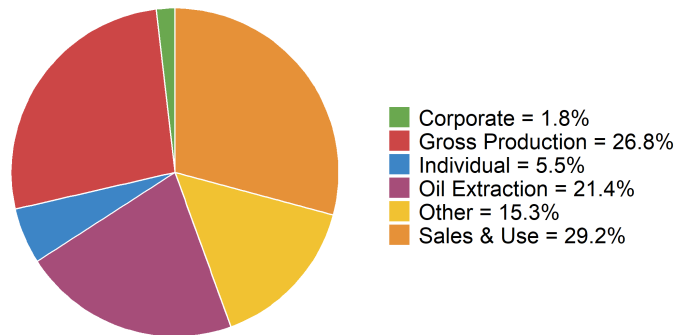
January Only Oil Extraction Tax Collections (in millions) by Fiscal Year



Fiscal Year 2024 YTD Net Tax Collections by Tax Type



January 2024 Net Tax Collections by Tax Type



Individual Income Tax Collections

FISCAL YEAR COLLECTIONS (YTD)

\$154.7M

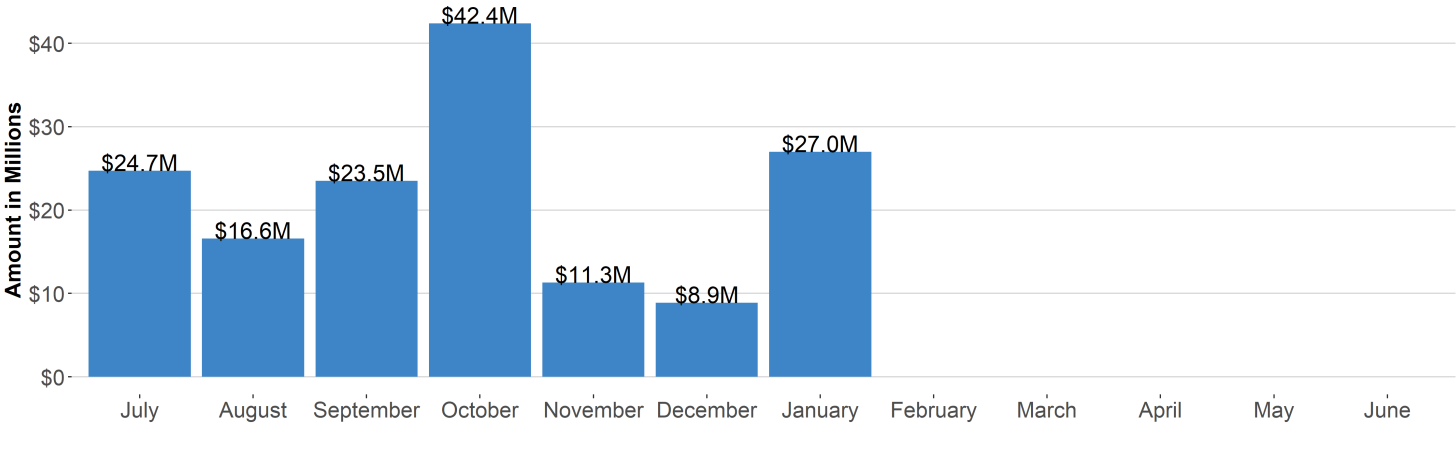
CURRENT MONTH COLLECTIONS

\$27.0M

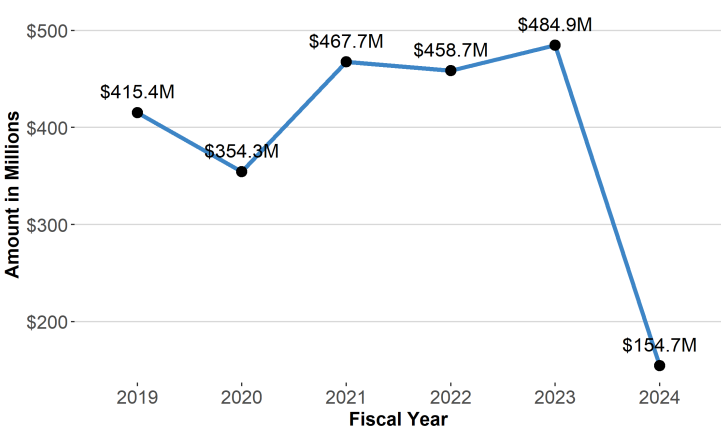
MONTHLY CHANGE

-15.8%

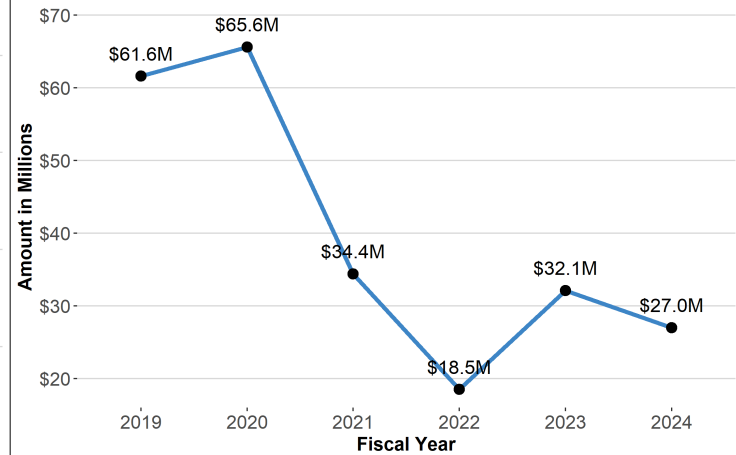
Fiscal Year 2024 Individual Income Tax Collections (in millions) by Month



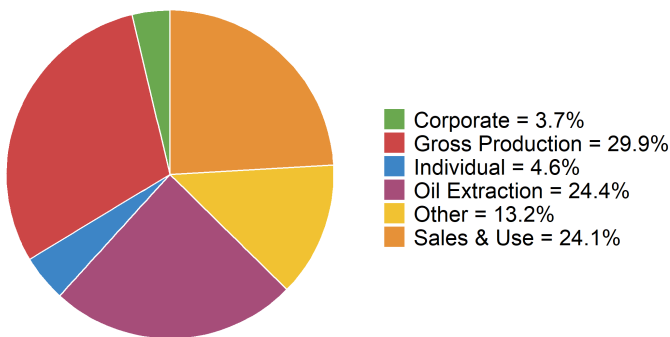
Total Individual Income Tax Collections (in millions) by Fiscal Year *
* Collection amounts in the current fiscal year are year-to-date collections.



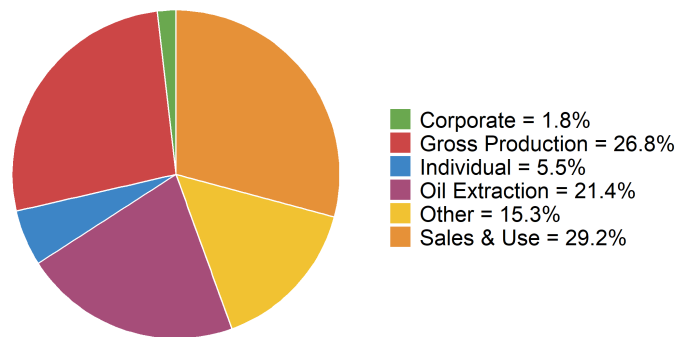
January Only Individual Income Tax Collections (in millions) by Fiscal Year



Fiscal Year 2024 YTD Net Tax Collections by Tax Type



January 2024 Net Tax Collections by Tax Type



Corporate Income Tax Collections

FISCAL YEAR COLLECTIONS (YTD)

\$125.7M

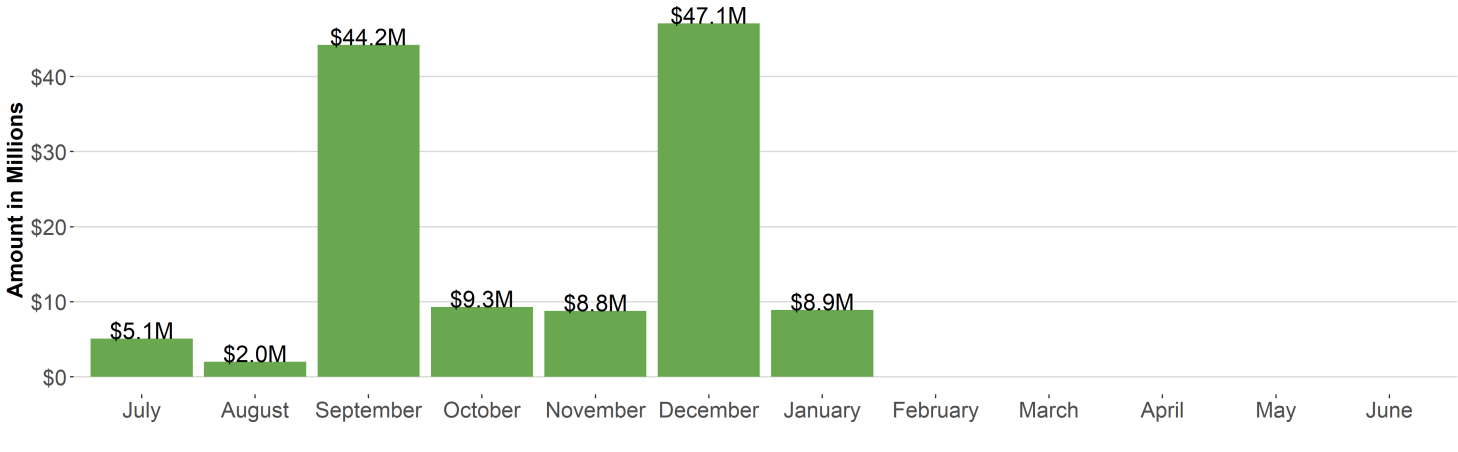
CURRENT MONTH COLLECTIONS

\$8.9M

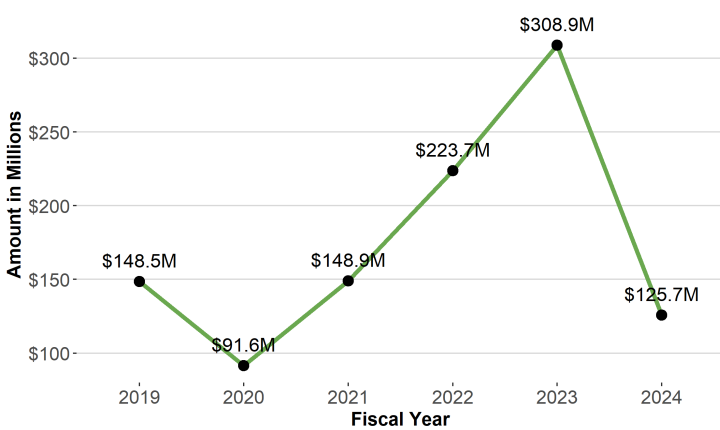
MONTHLY CHANGE

-62.5%

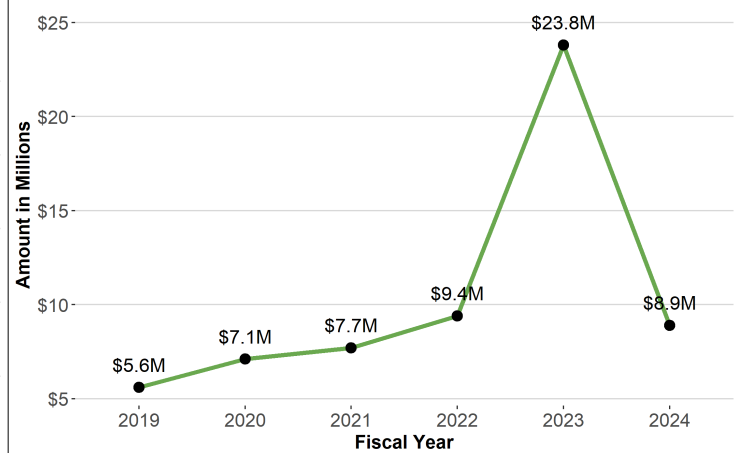
Fiscal Year 2024 Corporate Income Tax Collections (in millions) by Month



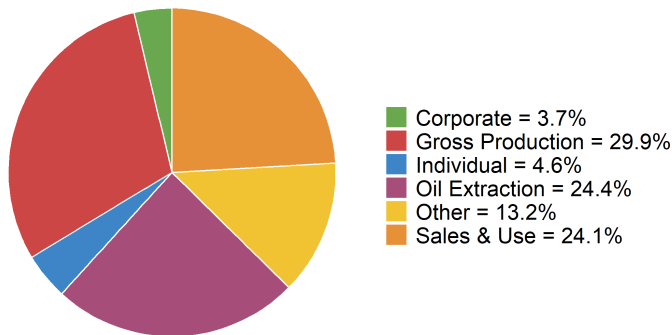
Total Corporate Income Tax Collections (in millions) by Fiscal Year *
* Collection amounts in the current fiscal year are year-to-date collections.



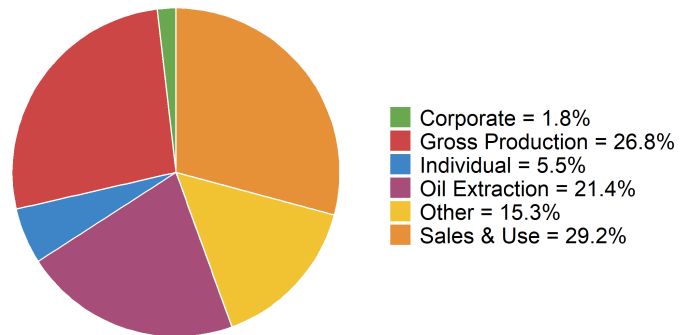
January Only Corporate Income Tax Collections (in millions) by Fiscal Year



Fiscal Year 2024 YTD Net Tax Collections by Tax Type



January 2024 Net Tax Collections by Tax Type



January 2024 Tax Collections

Tax Type	Gross Collections	Refunds	Net Collections
Cigarette Tax	\$1,073,479	\$0	\$1,073,479
Coal Conversion Tax	\$325,845	\$0	\$325,845
Coal Severance Tax	\$850,550	\$0	\$850,550
Corporate Income Tax	\$9,946,547	\$-1,000,000	\$8,946,547
Electric Generation Tax	\$9,720,063	\$0	\$9,720,063
Individual Income Tax	\$87,030,114	\$-60,000,000	\$27,030,114
Local Taxes	\$44,351,417	\$-6,998	\$44,344,419
Miscellaneous and Bonds	\$16,995	\$-2,500	\$14,495
Motor Vehicle Excise Tax	\$117,676	\$-114	\$117,562
Motor Vehicle Fuel Tax	\$7,663,676	\$-98,000	\$7,565,676
Music and Composition Tax	\$58,505	\$0	\$58,505
Oil Extraction Tax	\$105,447,124	\$-445,997	\$105,001,127
Oil and Gas Gross Production Tax	\$131,099,503	\$0	\$131,099,503
Prepaid Wireless 911 Fee	\$154,834	\$0	\$154,834
Provider Assessment	\$358,680	\$0	\$358,680
Sales and Use Tax	\$144,228,894	\$-1,300,403	\$142,928,491
Special Fuel Tax	\$8,073,851	\$-20,000	\$8,053,851
Telecommunications Tax	\$778,872	\$-62	\$778,810
Tobacco Tax	\$516,855	\$0	\$516,855
Wholesale Liquor/Beer Tax	\$961,843	\$-11,170	\$950,672
Totals	\$552,775,323	\$-62,885,245	\$489,890,078

Fiscal Year 2024 Year-To-Date Tax Collections

Tax Type	Gross Collections	Refunds	Net Collections
Aircraft Excise Tax	\$11,038	\$0	\$11,038
Cigarette Tax	\$9,310,292	\$-1,015	\$9,309,277
Coal Conversion Tax	\$2,221,512	\$0	\$2,221,512
Coal Severance Tax	\$5,370,205	\$0	\$5,370,205
Corporate Income Tax	\$138,728,750	\$-13,000,000	\$125,728,750
Electric Generation Tax	\$16,754,951	\$0	\$16,754,951
Individual Income Tax	\$317,763,177	\$-163,000,000	\$154,763,177
Local Taxes	\$243,906,614	\$-16,457	\$243,890,157
Miscellaneous and Bonds	\$51,392	\$-47,748	\$3,645
Motor Vehicle Excise Tax	\$31,874,467	\$-726	\$31,873,741
Motor Vehicle Fuel Tax	\$60,700,788	\$-402,000	\$60,298,788
Music and Composition Tax	\$58,505	\$0	\$58,505
Oil Extraction Tax	\$829,429,459	\$-9,667,795	\$819,761,664
Oil and Gas Gross Production Tax	\$1,004,086,015	\$0	\$1,004,086,015
Prepaid Wireless 911 Fee	\$649,548	\$-270	\$649,278
Provider Assessment	\$2,808,526	\$0	\$2,808,526
Sales and Use Tax	\$821,022,966	\$-11,413,232	\$809,609,734
Special Fuel Tax	\$56,752,070	\$-126,000	\$56,626,070
Telecommunications Tax	\$4,291,707	\$-50	\$4,291,657
Tobacco Tax	\$4,125,230	\$0	\$4,125,230
Wholesale Liquor/Beer Tax	\$6,687,870	\$-65,918	\$6,621,952
Totals	\$3,556,605,083	\$-197,741,211	\$3,358,863,872