



# December 2023 Net Tax Collections

Fiscal Year 2024 - July 2023 through June 2024  
December is Month 6 of 12 in Fiscal Year 2024

## Total Net Tax Collections

FISCAL YEAR COLLECTIONS (YTD)

**\$2.8B**

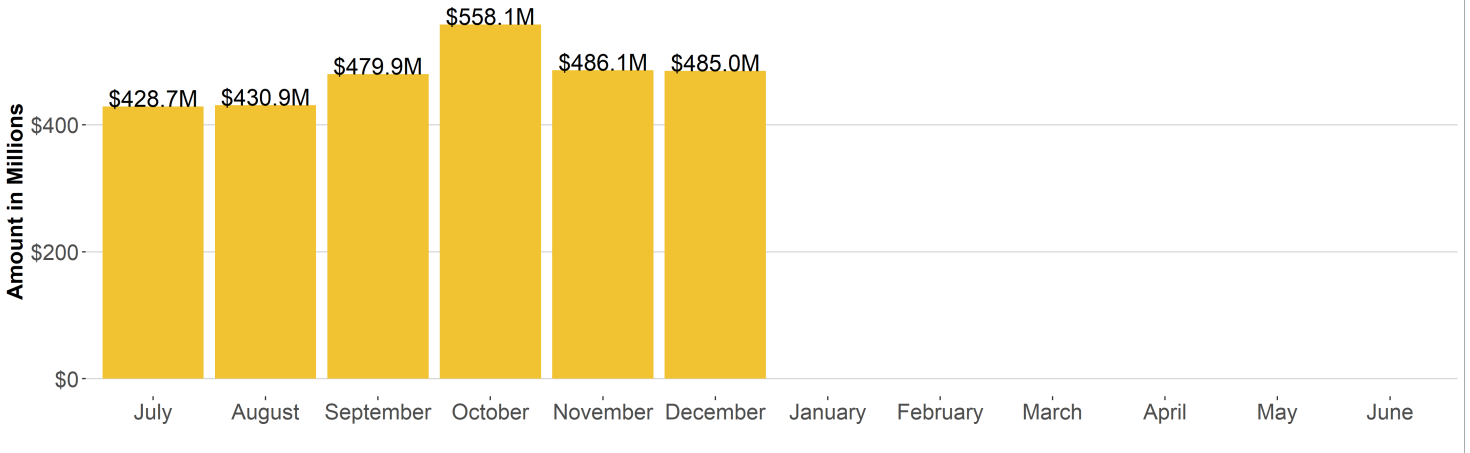
CURRENT MONTH COLLECTIONS

**\$485.0M**

MONTHLY CHANGE

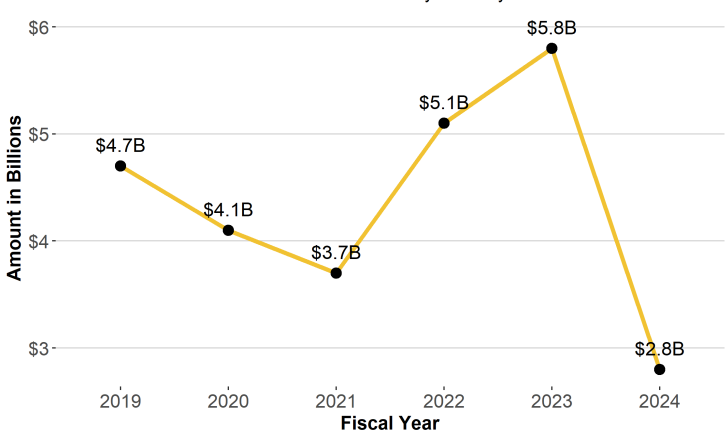
**+6.8%**

Fiscal Year 2024 Total Net Tax Collections (in millions) by Month

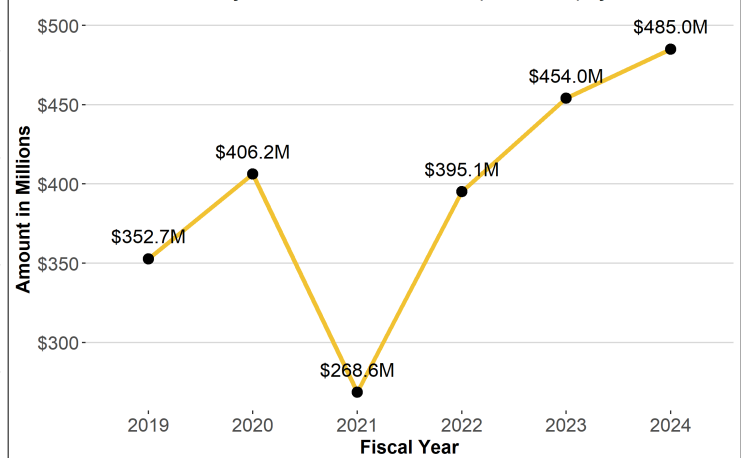


Total Net Tax Collections (in billions) by Fiscal Year \*

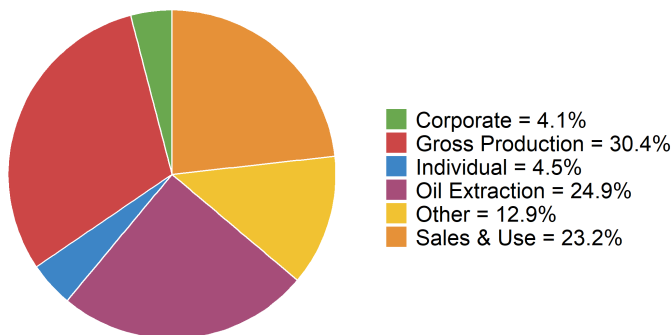
\* Collection amounts in the current fiscal year are year-to-date collections.



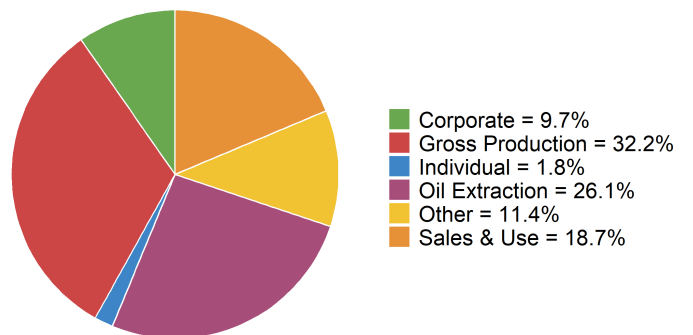
December Only Total Net Tax Collections (in millions) by Fiscal Year



Fiscal Year 2024 YTD Net Tax Collections by Tax Type



December 2023 Net Tax Collections by Tax Type



# Sales and Use Net Tax Collections

FISCAL YEAR COLLECTIONS (YTD)

**\$666.6M**

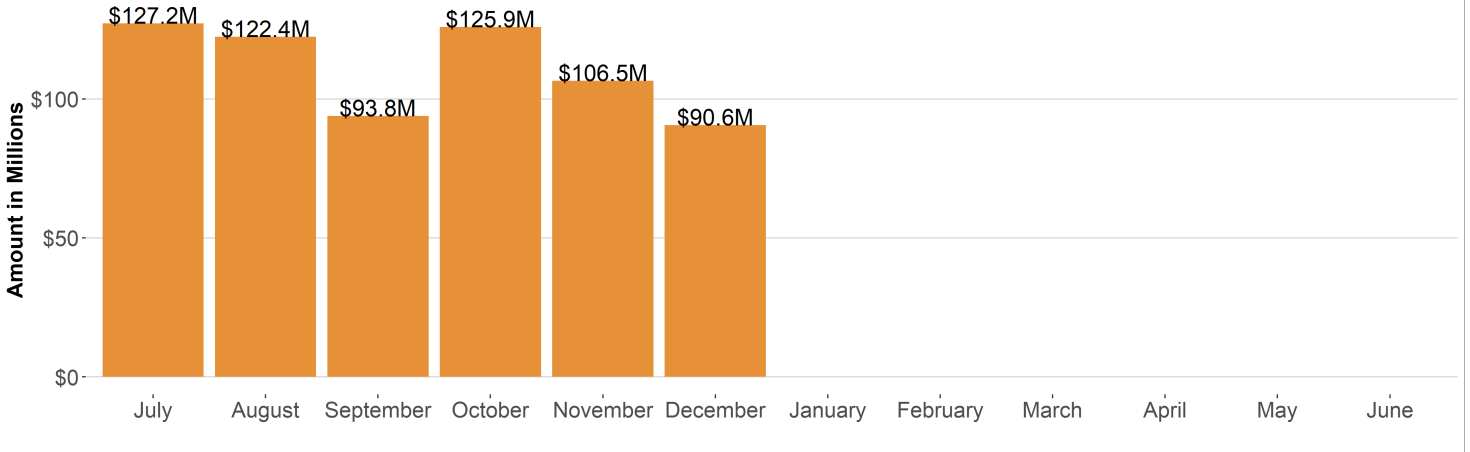
CURRENT MONTH COLLECTIONS

**\$90.6M**

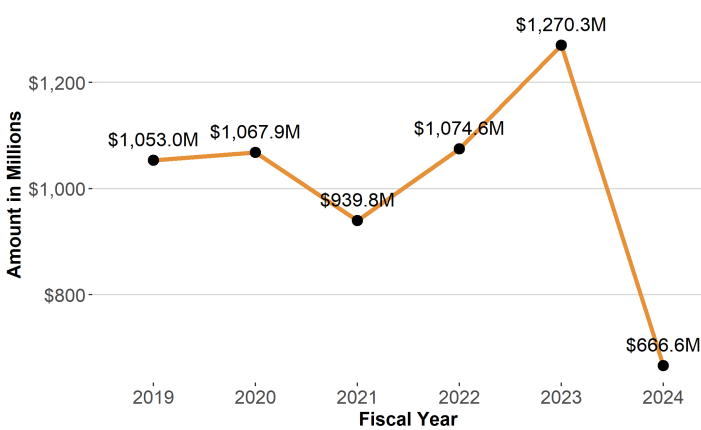
MONTHLY CHANGE

**-8.6%**

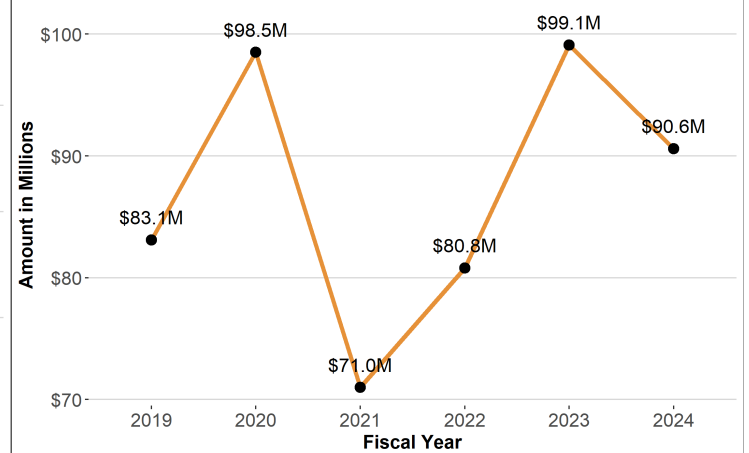
Fiscal Year 2024 Sales and Use Net Tax Collections (in millions) by Month



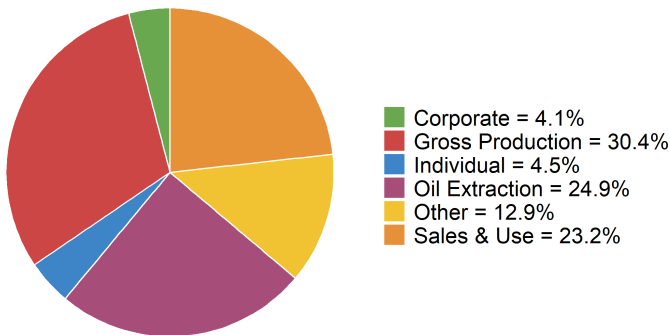
Total Sales and Use Net Tax Collections (in millions) by Fiscal Year \*  
\* Collection amounts in the current fiscal year are year-to-date collections.



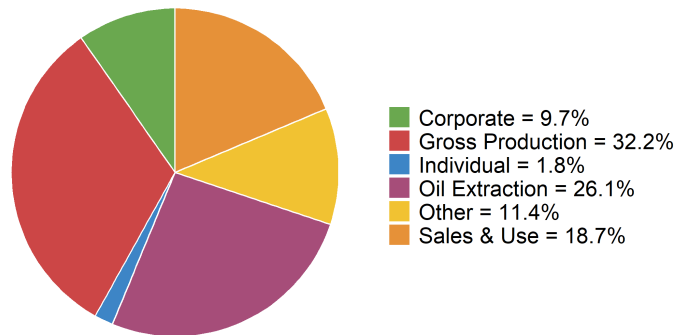
December Only Sales and Use Net Tax Collections (in millions) by Fiscal Year



Fiscal Year 2024 YTD Net Tax Collections by Tax Type



December 2023 Net Tax Collections by Tax Type



# Oil & Gas Gross Production Tax Collections

**FISCAL YEAR COLLECTIONS (YTD)**

**\$872.9M**

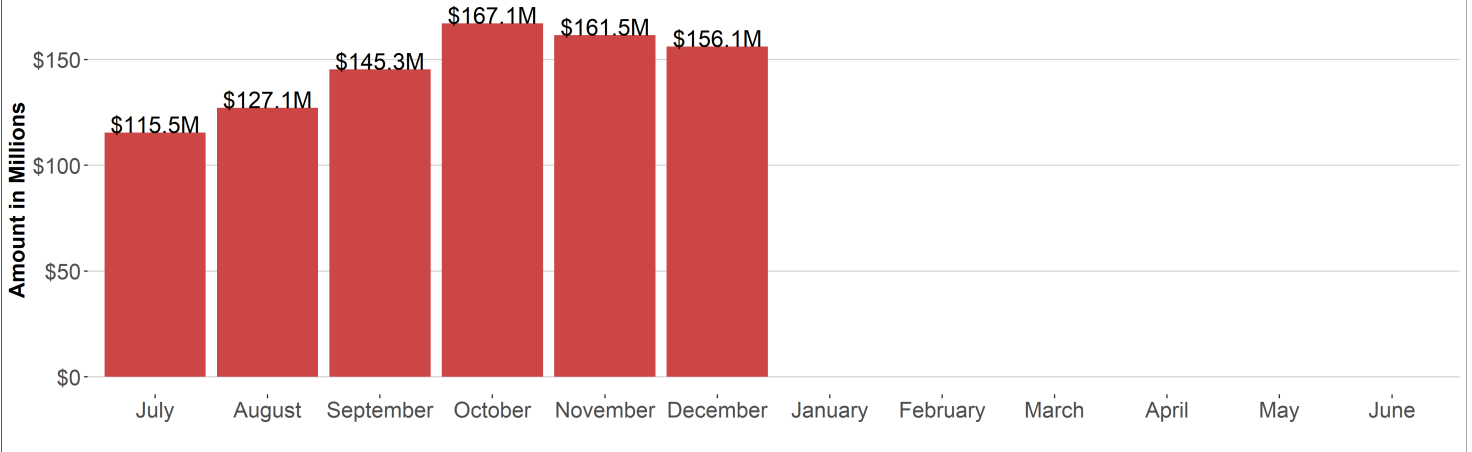
**CURRENT MONTH COLLECTIONS**

**\$156.1M**

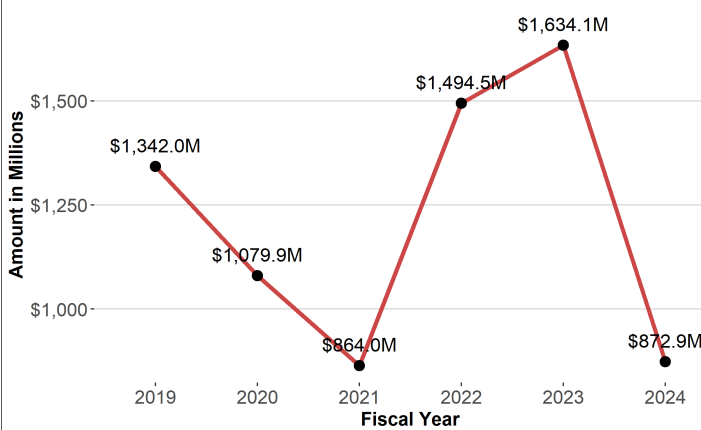
**MONTHLY CHANGE**

**+14.6%**

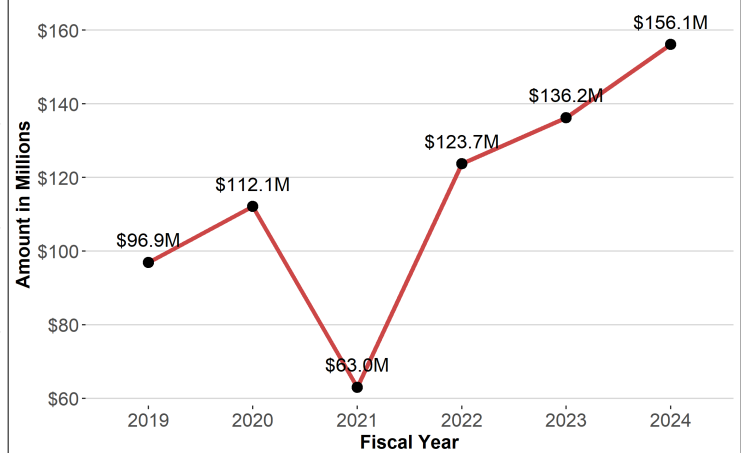
**Fiscal Year 2024 Gross Production Net Tax Collections (in millions) by Month**



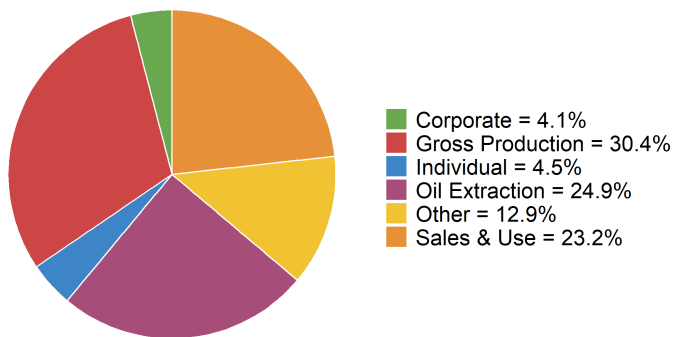
**Total Gross Production Net Tax Collections (in millions) by Fiscal Year \***  
\* Collection amounts in the current fiscal year are year-to-date collections.



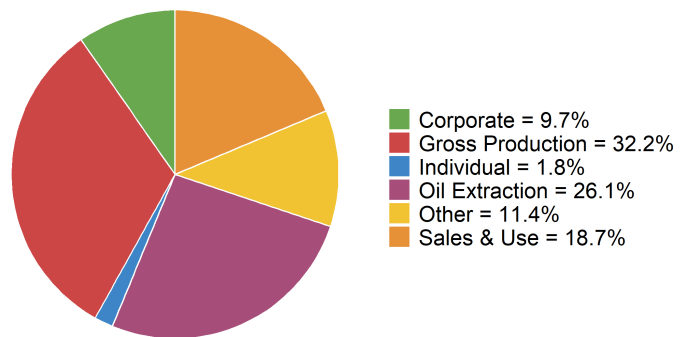
**December Only Gross Production Net Tax Collections (in millions) by Fiscal Year**



**Fiscal Year 2024 YTD Net Tax Collections by Tax Type**



**December 2023 Net Tax Collections by Tax Type**



# Oil Extraction Tax Collections

FISCAL YEAR COLLECTIONS (YTD)

**\$714.7M**

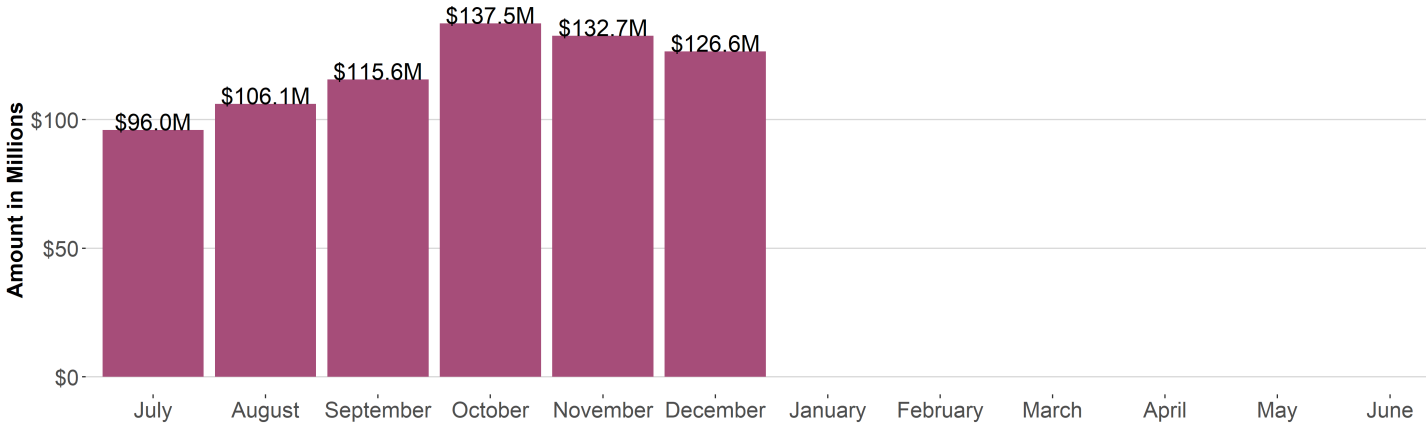
CURRENT MONTH COLLECTIONS

**\$126.6M**

MONTHLY CHANGE

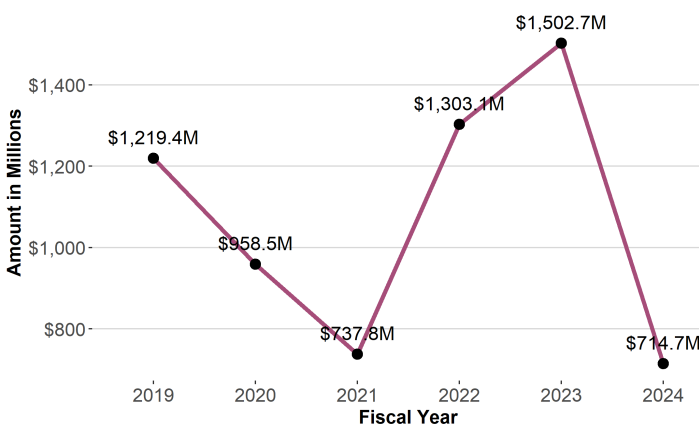
**+9.5%**

Fiscal Year 2024 Oil Extraction Tax Collections (in millions) by Month

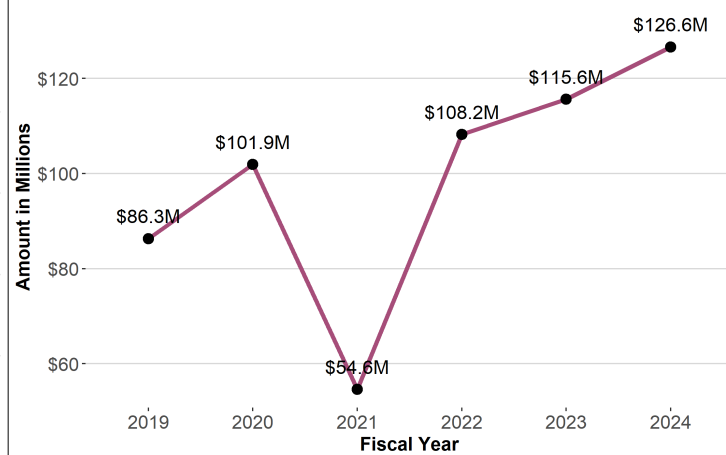


Total Oil Extraction Tax Collections (in millions) by Fiscal Year \*

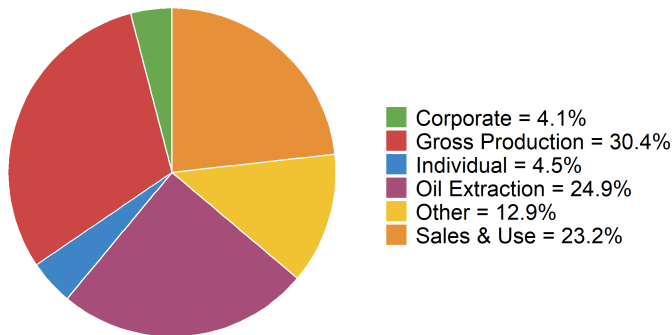
\* Collection amounts in the current fiscal year are year-to-date collections.



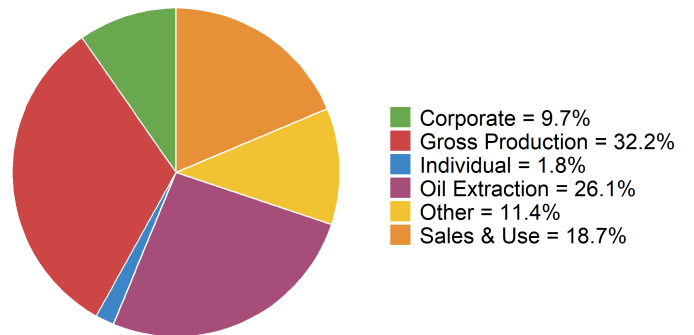
December Only Oil Extraction Tax Collections (in millions) by Fiscal Year



Fiscal Year 2024 YTD Net Tax Collections by Tax Type



December 2023 Net Tax Collections by Tax Type



# Individual Income Tax Collections

FISCAL YEAR COLLECTIONS (YTD)

**\$127.7M**

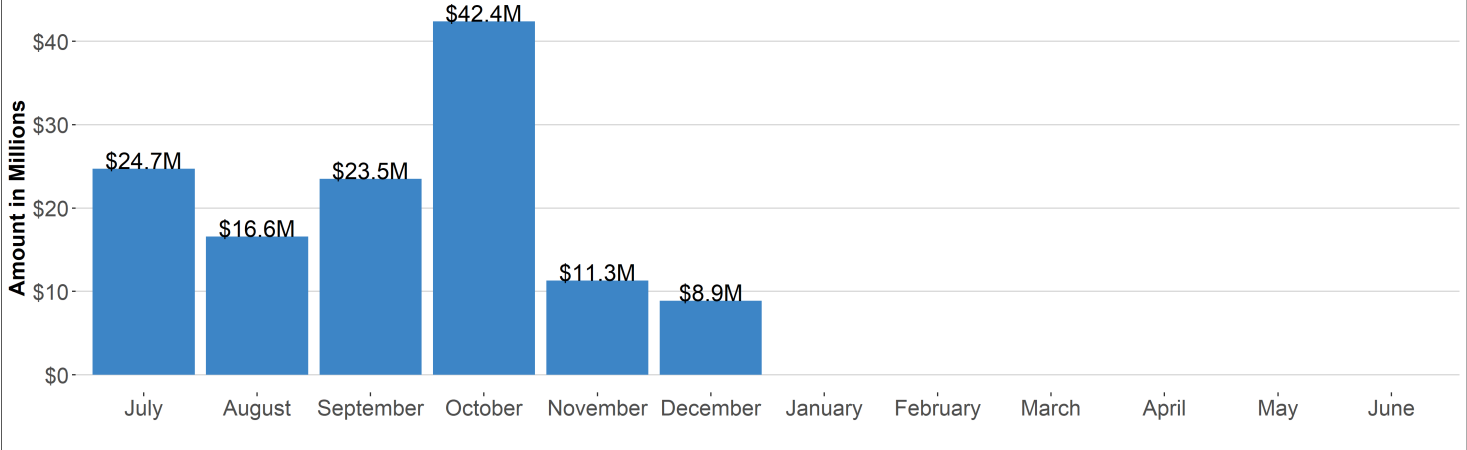
CURRENT MONTH COLLECTIONS

**\$8.9M**

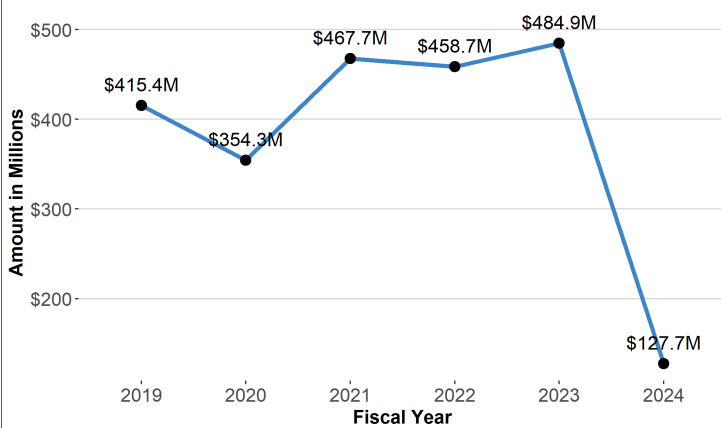
MONTHLY CHANGE

**+301.1%**

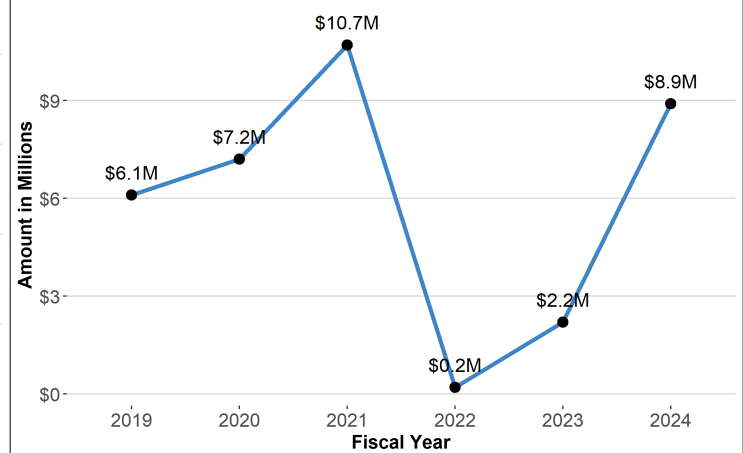
Fiscal Year 2024 Individual Income Tax Collections (in millions) by Month



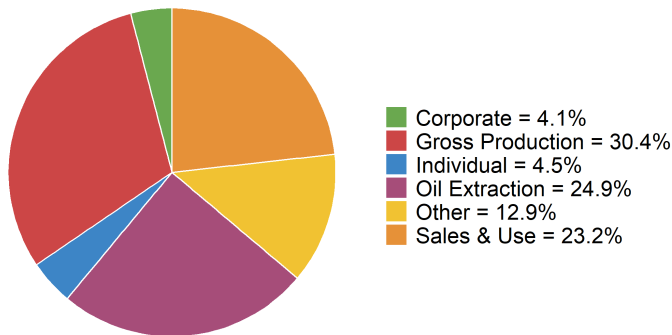
Total Individual Income Tax Collections (in millions) by Fiscal Year \*  
\* Collection amounts in the current fiscal year are year-to-date collections.



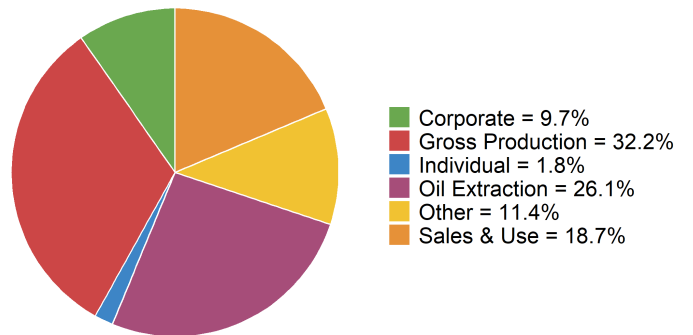
December Only Individual Income Tax Collections (in millions) by Fiscal Year



Fiscal Year 2024 YTD Net Tax Collections by Tax Type



December 2023 Net Tax Collections by Tax Type



# Corporate Income Tax Collections

FISCAL YEAR COLLECTIONS (YTD)

**\$116.7M**

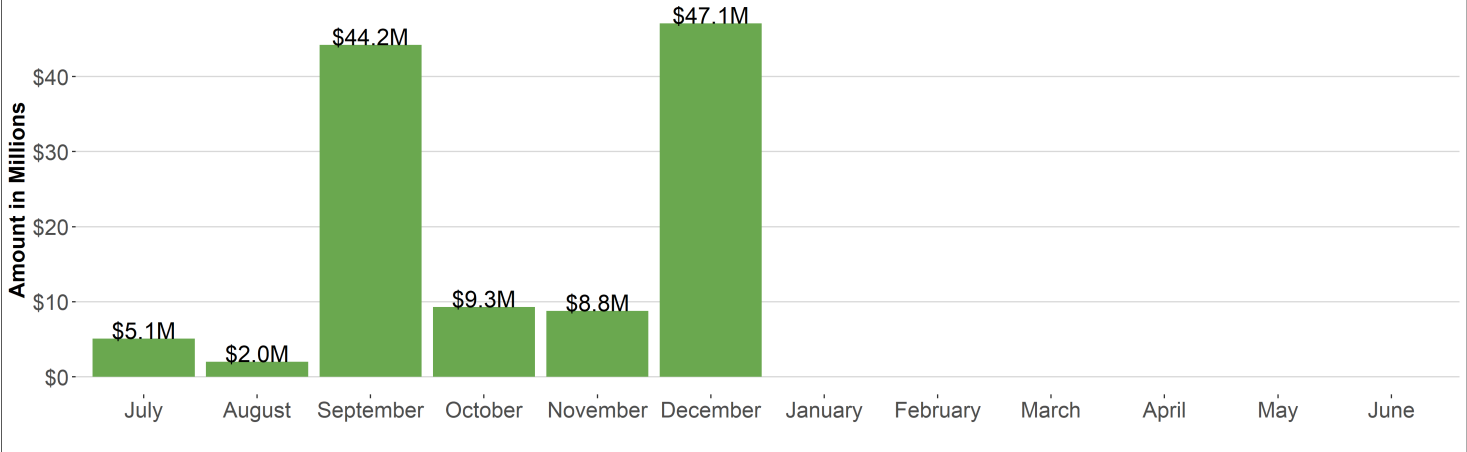
CURRENT MONTH COLLECTIONS

**\$47.1M**

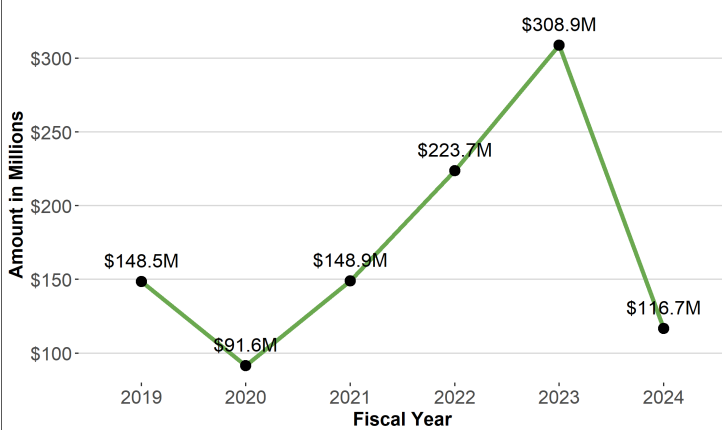
MONTHLY CHANGE

**+16.6%**

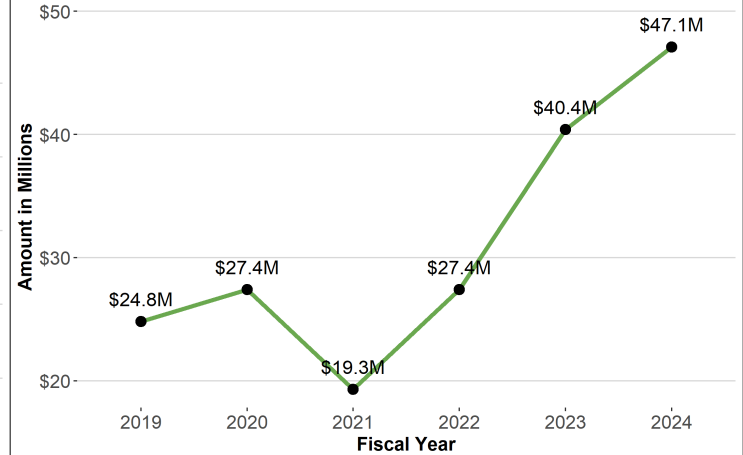
Fiscal Year 2024 Corporate Income Tax Collections (in millions) by Month



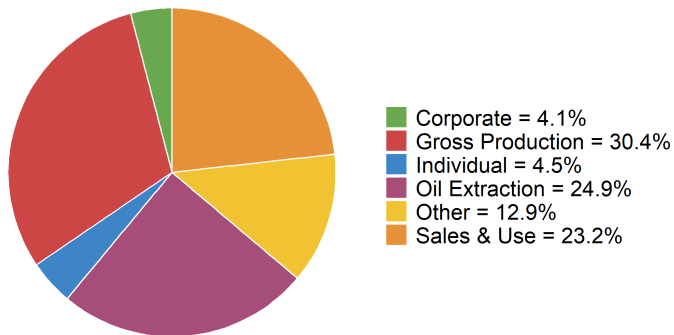
Total Corporate Income Tax Collections (in millions) by Fiscal Year \*  
\* Collection amounts in the current fiscal year are year-to-date collections.



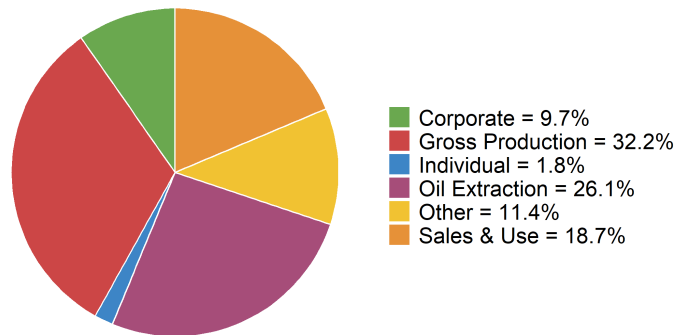
December Only Corporate Income Tax Collections (in millions) by Fiscal Year



Fiscal Year 2024 YTD Net Tax Collections by Tax Type



December 2023 Net Tax Collections by Tax Type



December 2023 Tax Collections

Tax Type	Gross Collections	Refunds	Net Collections
Cigarette Tax	\$1,198,542	\$-1,010	\$1,197,533
Coal Conversion Tax	\$319,855	\$0	\$319,855
Coal Severance Tax	\$817,890	\$0	\$817,890
Corporate Income Tax	\$47,136,820	\$0	\$47,136,820
Electric Generation Tax	\$7,034,888	\$0	\$7,034,888
Individual Income Tax	\$8,972,587	\$0	\$8,972,587
Local Taxes	\$25,534,261	\$-1,270	\$25,532,991
Miscellaneous and Bonds	\$3,350	\$-12,000	\$-8,650
Motor Vehicle Excise Tax	\$80,353	\$114	\$80,467
Motor Vehicle Fuel Tax	\$8,033,481	\$-9,000	\$8,024,481
Oil Extraction Tax	\$127,845,600	\$-1,190,640	\$126,654,960
Oil and Gas Gross Production Tax	\$156,129,721	\$0	\$156,129,721
Prepaid Wireless 911 Fee	\$25,335	\$0	\$25,335
Provider Assessment	\$980,392	\$0	\$980,392
Sales and Use Tax	\$92,155,628	\$-1,525,659	\$90,629,969
Special Fuel Tax	\$7,976,501	\$0	\$7,976,501
Telecommunications Tax	\$2,109,753	\$62	\$2,109,815
Tobacco Tax	\$552,038	\$0	\$552,038
Wholesale Liquor/Beer Tax	\$877,192	\$-7,678	\$869,514
Totals	\$487,784,190	\$-2,747,082	\$485,037,108

Fiscal Year 2024 Year-To-Date Tax Collections

Tax Type	Gross Collections	Refunds	Net Collections
Aircraft Excise Tax	\$11,038	\$0	\$11,038
Cigarette Tax	\$8,236,813	\$-1,015	\$8,235,798
Coal Conversion Tax	\$1,895,667	\$0	\$1,895,667
Coal Severance Tax	\$4,519,655	\$0	\$4,519,655
Corporate Income Tax	\$128,782,203	\$-12,000,000	\$116,782,203
Electric Generation Tax	\$7,034,888	\$0	\$7,034,888
Individual Income Tax	\$230,733,063	\$-103,000,000	\$127,733,063
Local Taxes	\$199,555,197	\$-9,459	\$199,545,738
Miscellaneous and Bonds	\$34,398	\$-45,248	\$-10,850
Motor Vehicle Excise Tax	\$31,756,791	\$-612	\$31,756,179
Motor Vehicle Fuel Tax	\$53,037,112	\$-304,000	\$52,733,112
Oil Extraction Tax	\$723,982,335	\$-9,221,799	\$714,760,537
Oil and Gas Gross Production Tax	\$872,986,513	\$0	\$872,986,513
Prepaid Wireless 911 Fee	\$494,714	\$-270	\$494,444
Provider Assessment	\$2,449,846	\$0	\$2,449,846
Sales and Use Tax	\$676,794,072	\$-10,112,829	\$666,681,242
Special Fuel Tax	\$48,678,219	\$-106,000	\$48,572,219
Telecommunications Tax	\$3,512,835	\$12	\$3,512,847
Tobacco Tax	\$3,608,375	\$0	\$3,608,375
Wholesale Liquor/Beer Tax	\$5,726,027	\$-54,748	\$5,671,280
Totals	\$3,003,829,761	\$-134,855,966	\$2,868,973,794