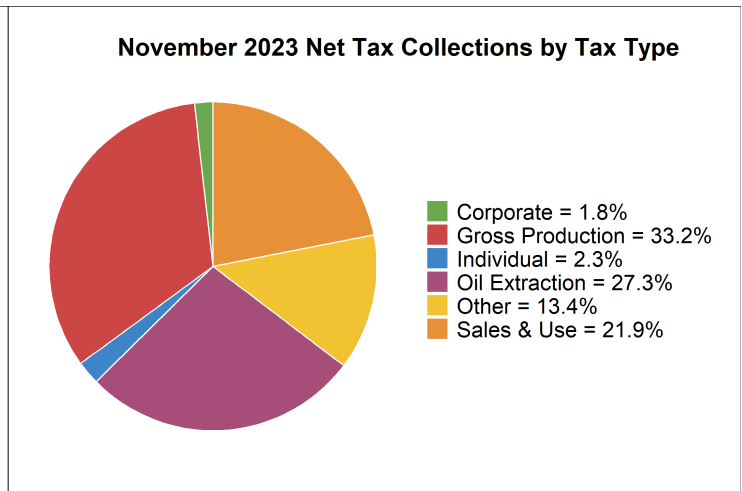
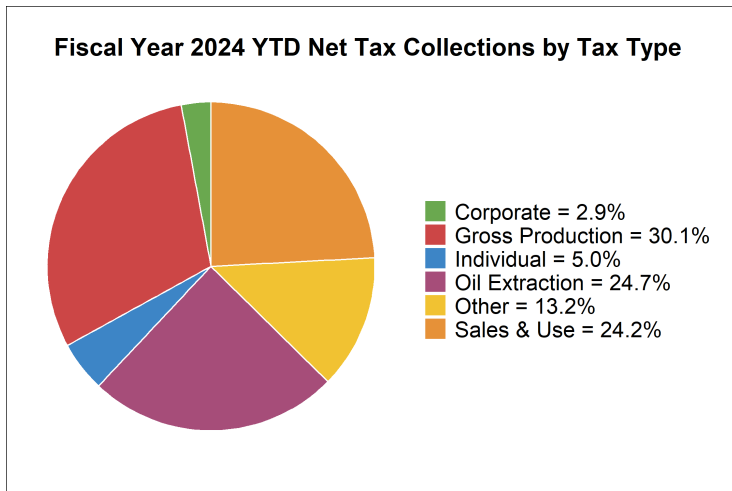
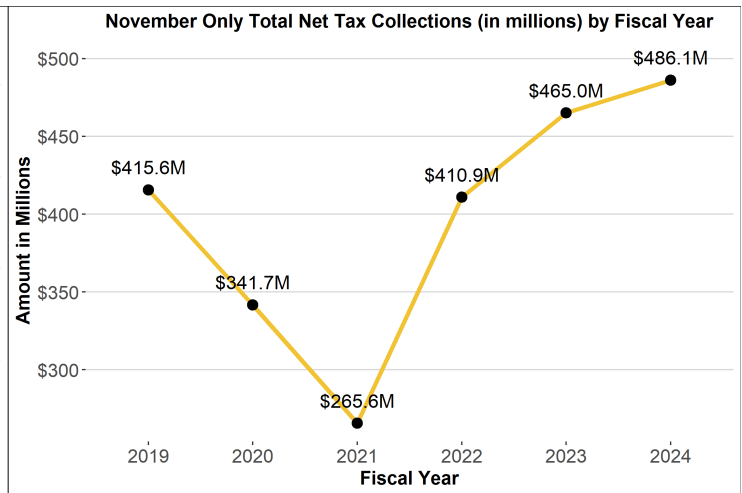
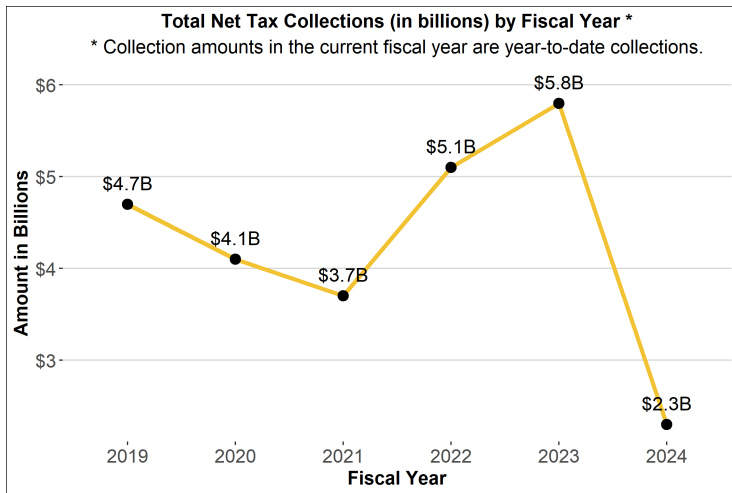
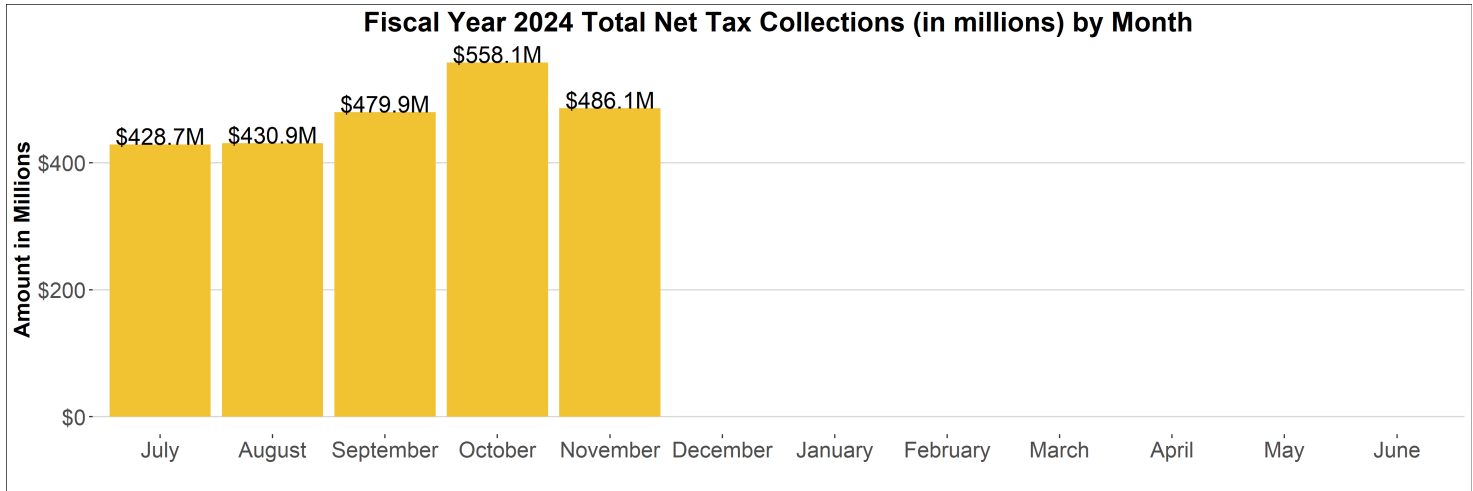




November 2023 Net Tax Collections

Fiscal Year 2024 - July 2023 through June 2024
November is Month 5 of 12 in Fiscal Year 2024

Total Net Tax Collections		
FISCAL YEAR COLLECTIONS (YTD)	CURRENT MONTH COLLECTIONS	MONTHLY CHANGE
\$2.3B	\$486.1M	+4.5%



Sales and Use Net Tax Collections

FISCAL YEAR COLLECTIONS (YTD)

\$576.0M

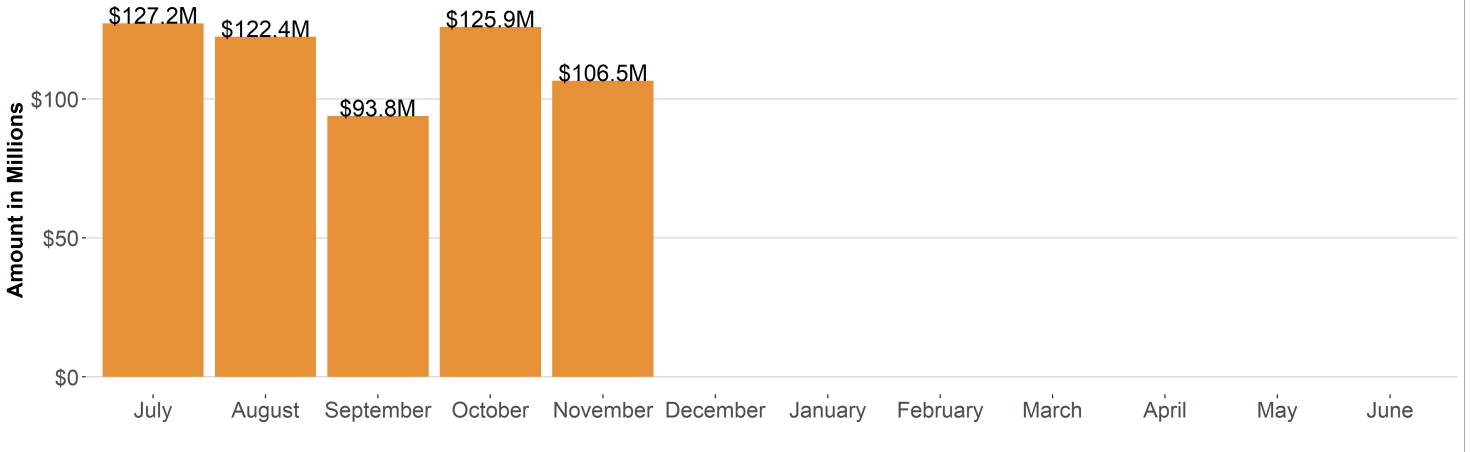
CURRENT MONTH COLLECTIONS

\$106.5M

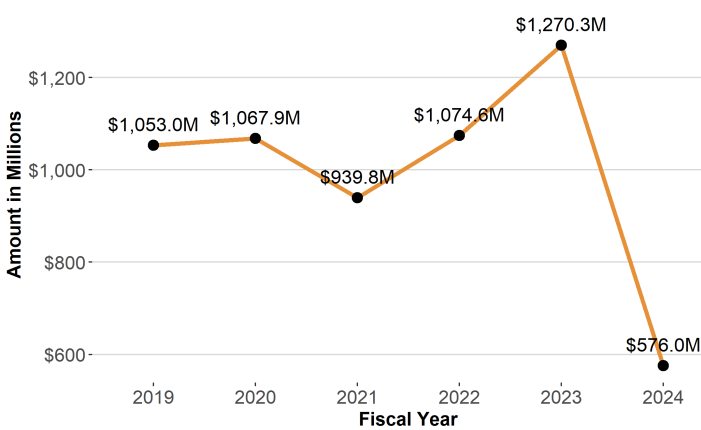
MONTHLY CHANGE

-1.2%

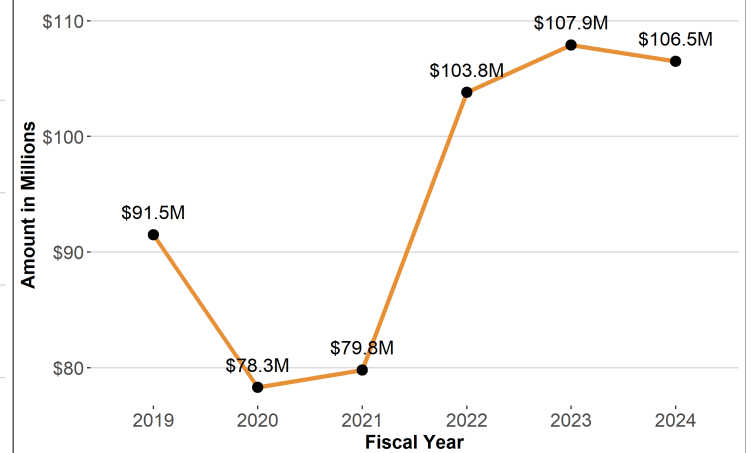
Fiscal Year 2024 Sales and Use Net Tax Collections (in millions) by Month



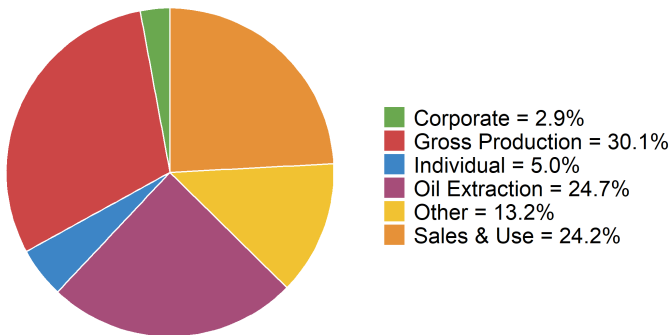
Total Sales and Use Net Tax Collections (in millions) by Fiscal Year *
* Collection amounts in the current fiscal year are year-to-date collections.



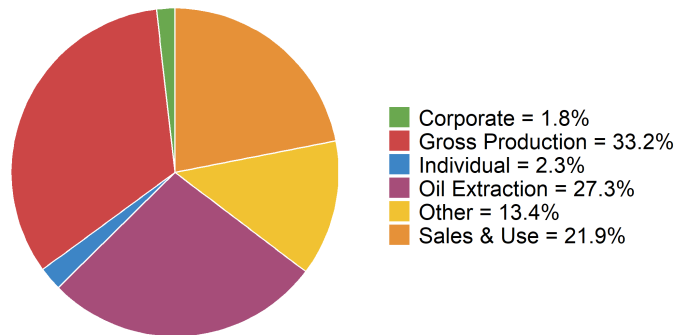
November Only Sales and Use Net Tax Collections (in millions) by Fiscal Year



Fiscal Year 2024 YTD Net Tax Collections by Tax Type



November 2023 Net Tax Collections by Tax Type



Oil & Gas Gross Production Tax Collections

FISCAL YEAR COLLECTIONS (YTD)

\$716.8M

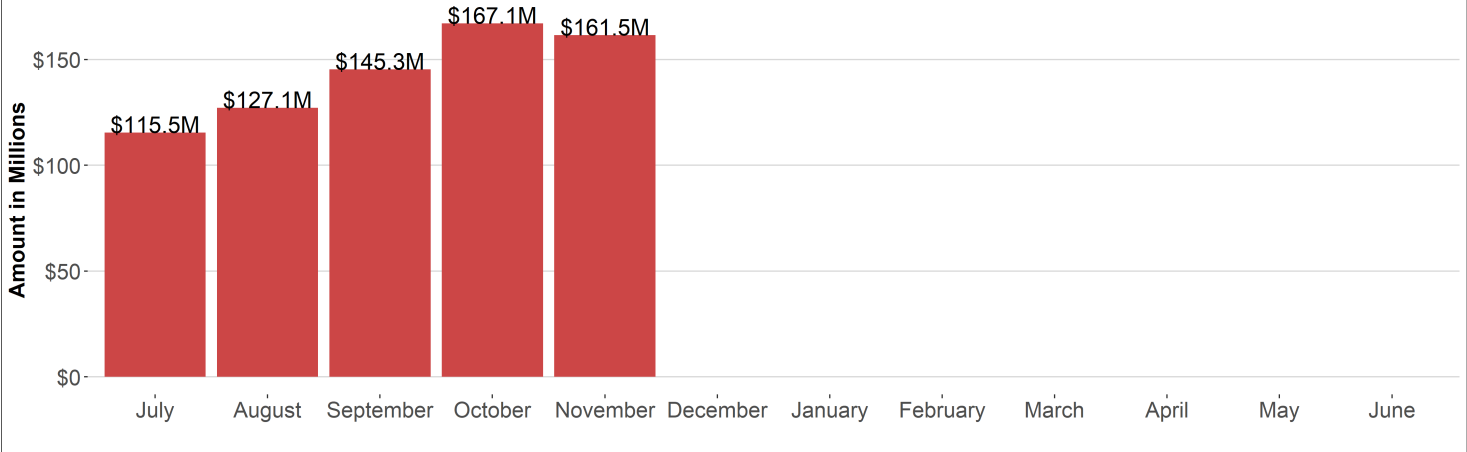
CURRENT MONTH COLLECTIONS

\$161.5M

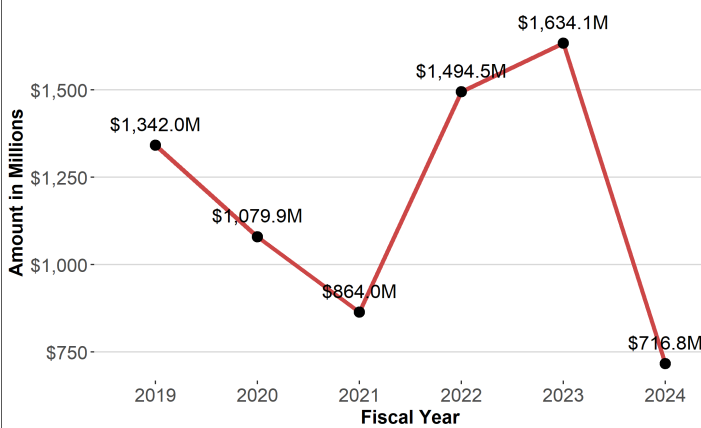
MONTHLY CHANGE

+13.1%

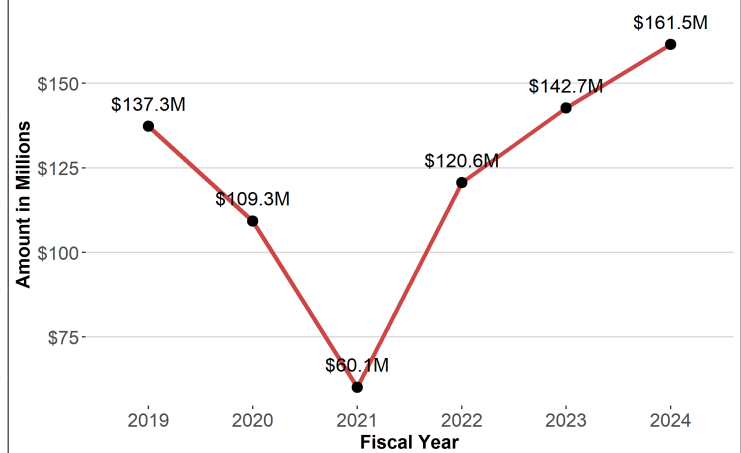
Fiscal Year 2024 Gross Production Net Tax Collections (in millions) by Month



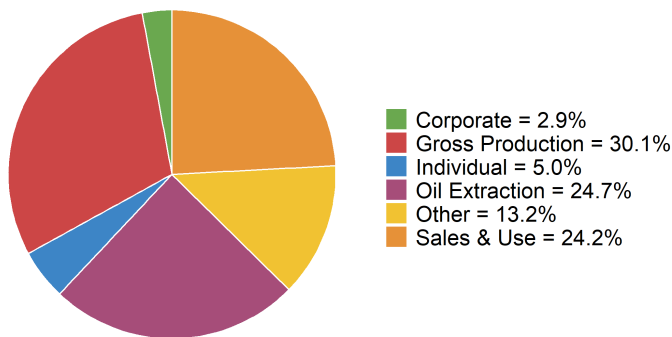
Total Gross Production Net Tax Collections (in millions) by Fiscal Year *
 * Collection amounts in the current fiscal year are year-to-date collections.



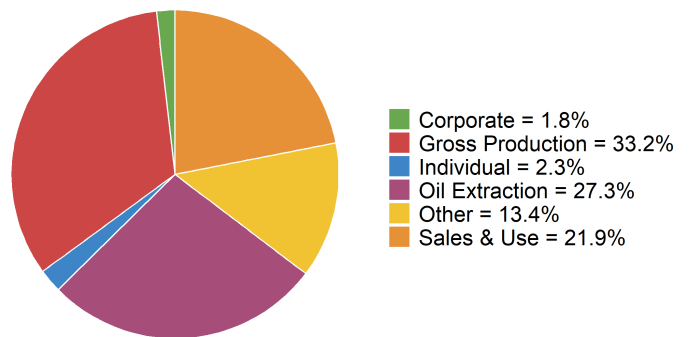
November Only Gross Production Net Tax Collections (in millions) by Fiscal Year



Fiscal Year 2024 YTD Net Tax Collections by Tax Type



November 2023 Net Tax Collections by Tax Type



Oil Extraction Tax Collections

FISCAL YEAR COLLECTIONS (YTD)

\$588.1M

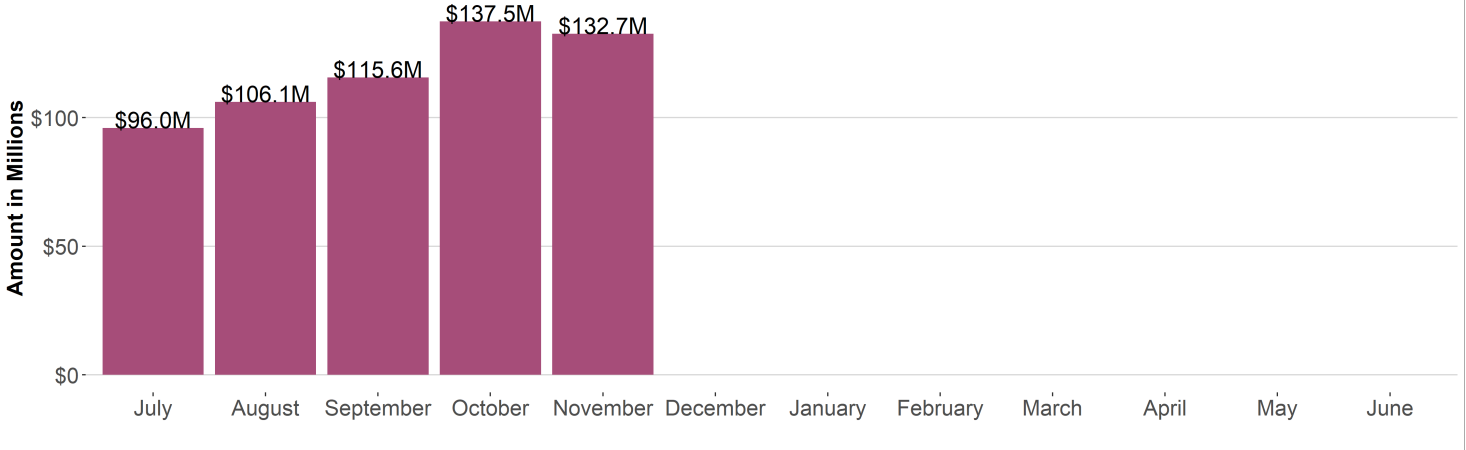
CURRENT MONTH COLLECTIONS

\$132.7M

MONTHLY CHANGE

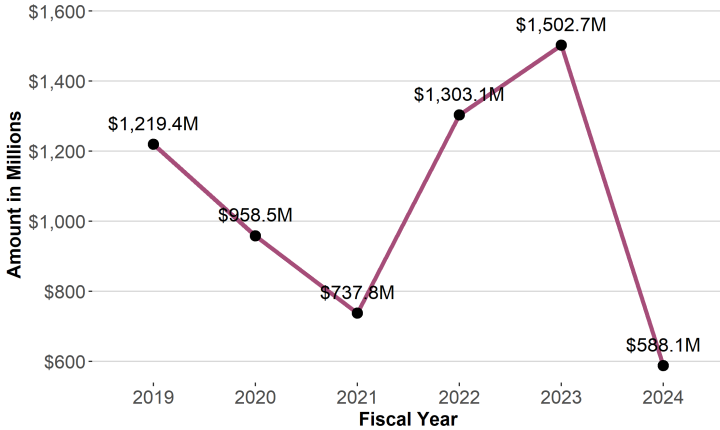
-8.2%

Fiscal Year 2024 Oil Extraction Tax Collections (in millions) by Month

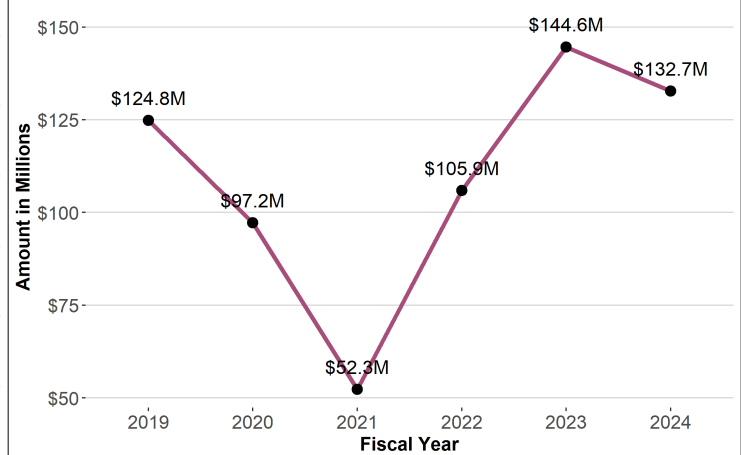


Total Oil Extraction Tax Collections (in millions) by Fiscal Year *

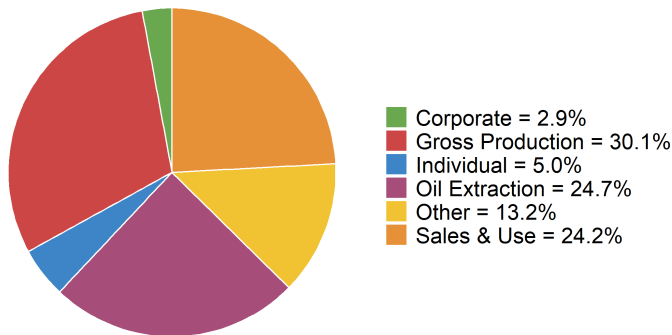
* Collection amounts in the current fiscal year are year-to-date collections.



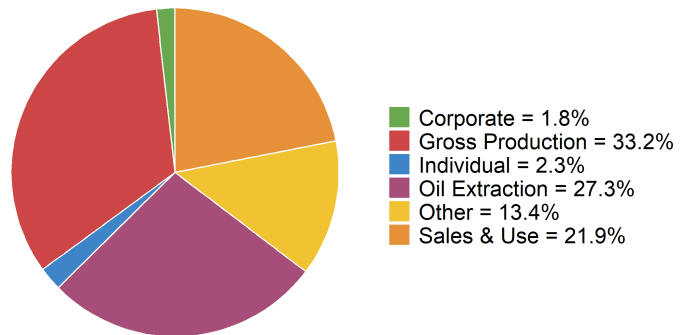
November Only Oil Extraction Tax Collections (in millions) by Fiscal Year



Fiscal Year 2024 YTD Net Tax Collections by Tax Type



November 2023 Net Tax Collections by Tax Type



Individual Income Tax Collections

FISCAL YEAR COLLECTIONS (YTD)

\$118.7M

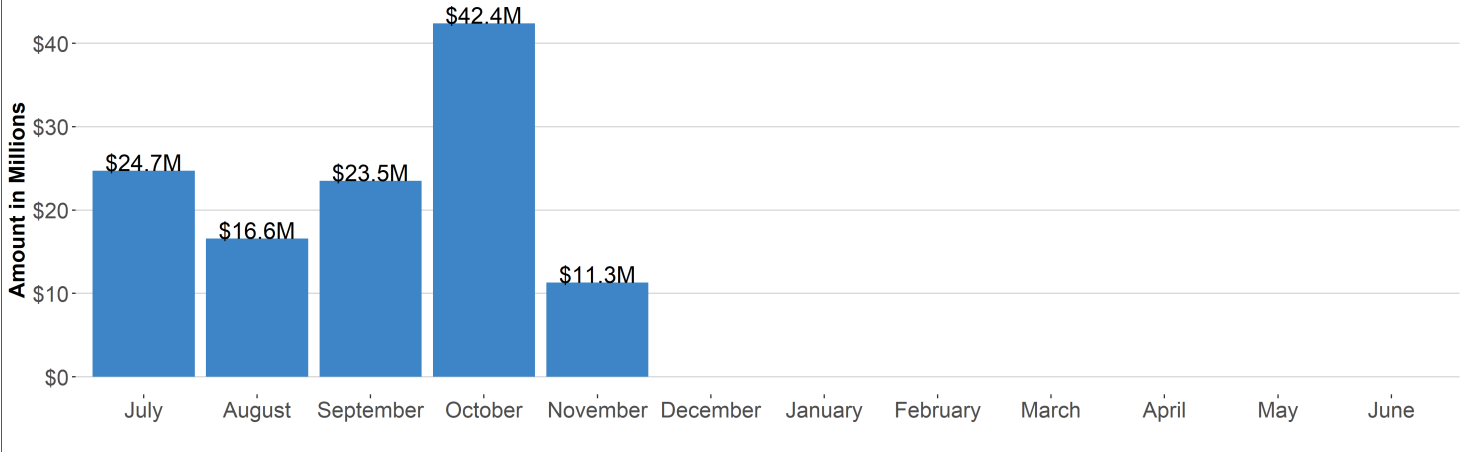
CURRENT MONTH COLLECTIONS

\$11.3M

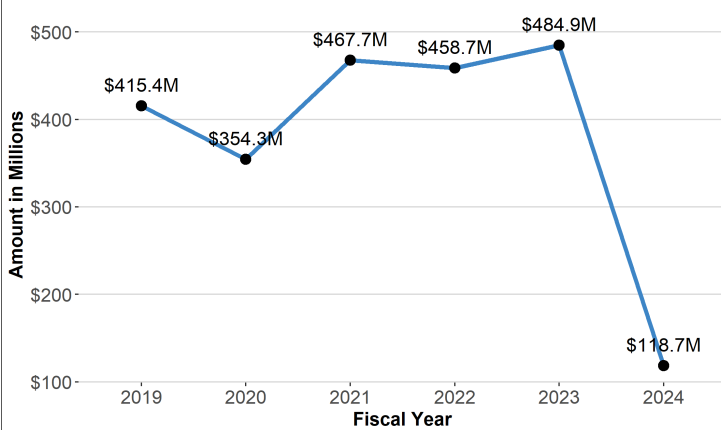
MONTHLY CHANGE

+55.9%

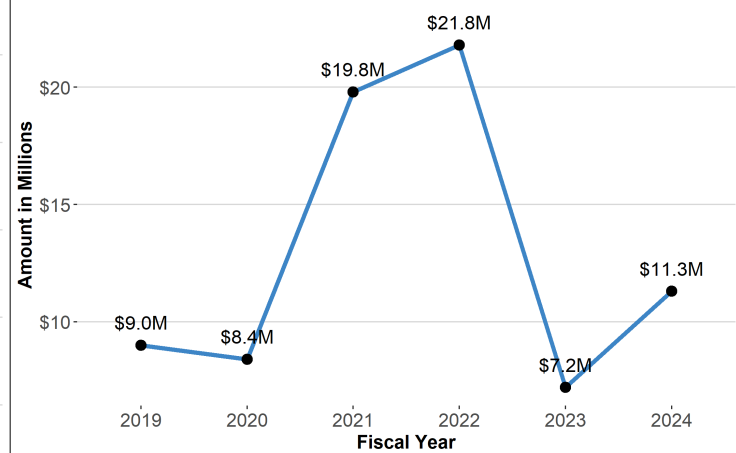
Fiscal Year 2024 Individual Income Tax Collections (in millions) by Month



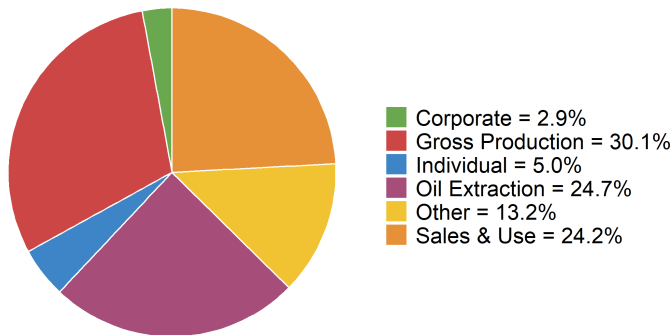
Total Individual Income Tax Collections (in millions) by Fiscal Year *
* Collection amounts in the current fiscal year are year-to-date collections.



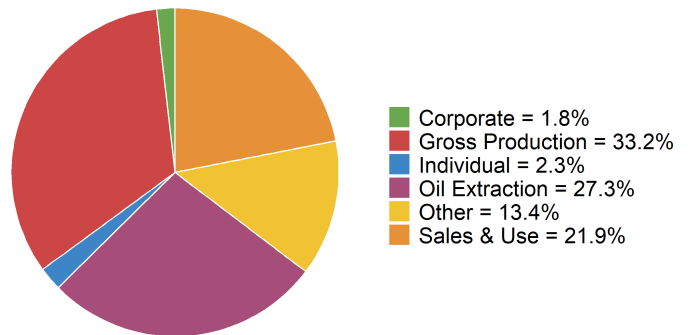
November Only Individual Income Tax Collections (in millions) by Fiscal Year



Fiscal Year 2024 YTD Net Tax Collections by Tax Type



November 2023 Net Tax Collections by Tax Type



Corporate Income Tax Collections

FISCAL YEAR COLLECTIONS (YTD)

\$69.6M

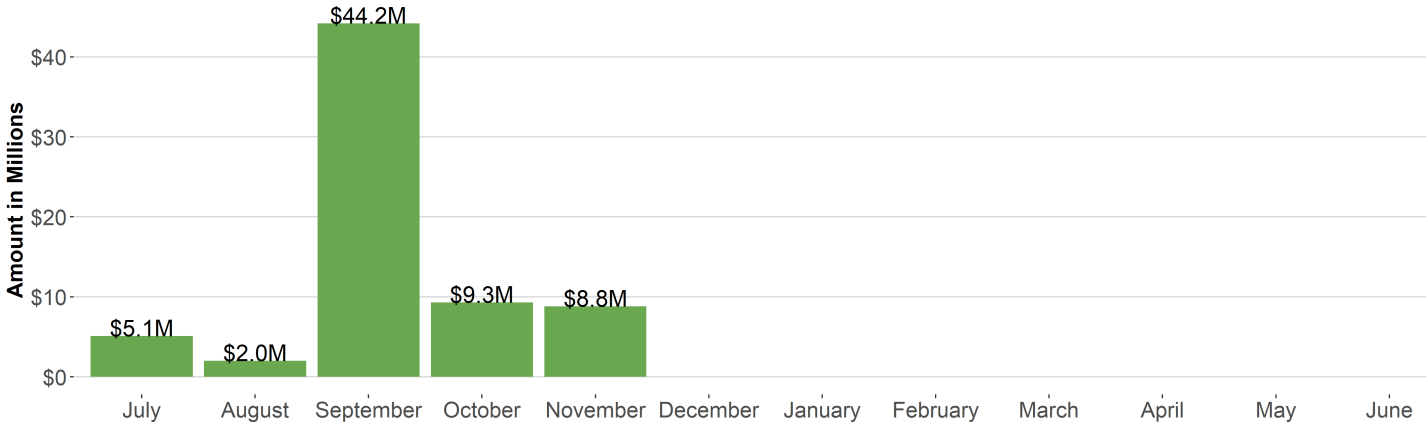
CURRENT MONTH COLLECTIONS

\$8.8M

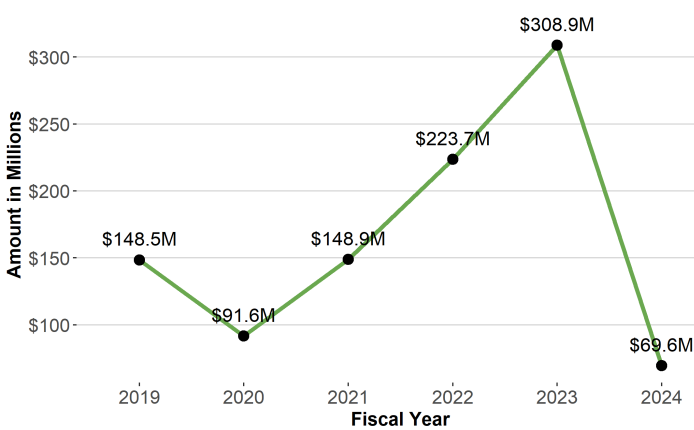
MONTHLY CHANGE

-4.7%

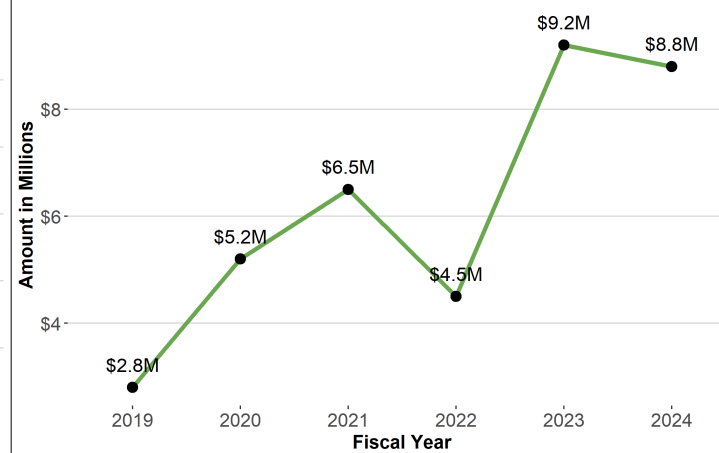
Fiscal Year 2024 Corporate Income Tax Collections (in millions) by Month



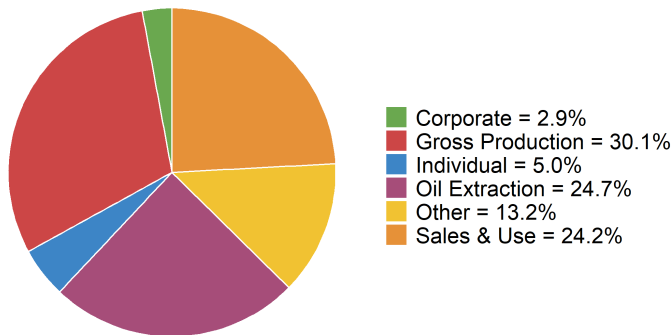
Total Corporate Income Tax Collections (in millions) by Fiscal Year *
* Collection amounts in the current fiscal year are year-to-date collections.



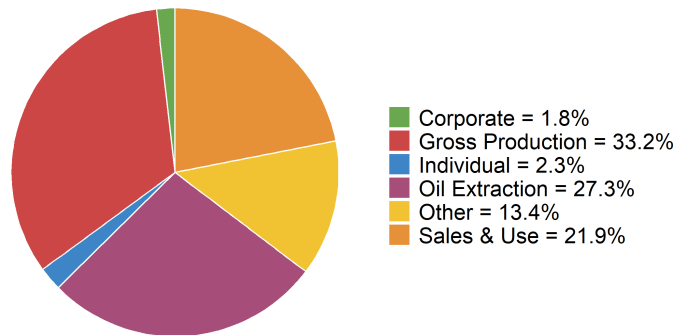
November Only Corporate Income Tax Collections (in millions) by Fiscal Year



Fiscal Year 2024 YTD Net Tax Collections by Tax Type



November 2023 Net Tax Collections by Tax Type



November 2023 Tax Collections

Tax Type	Gross Collections	Refunds	Net Collections
Aircraft Excise Tax	\$10,360	\$0	\$10,360
Cigarette Tax	\$1,373,960	\$0	\$1,373,960
Coal Conversion Tax	\$304,015	\$0	\$304,015
Coal Severance Tax	\$605,654	\$0	\$605,654
Corporate Income Tax	\$12,825,628	\$-4,000,000	\$8,825,628
Individual Income Tax	\$21,352,617	\$-10,000,000	\$11,352,617
Local Taxes	\$33,480,155	\$481	\$33,480,637
Miscellaneous and Bonds	\$13,395	\$-2,500	\$10,895
Motor Vehicle Excise Tax	\$10,257,819	\$0	\$10,257,819
Motor Vehicle Fuel Tax	\$8,658,833	\$-12,000	\$8,646,833
Oil Extraction Tax	\$133,207,052	\$-447,731	\$132,759,321
Oil and Gas Gross Production Tax	\$161,547,261	\$0	\$161,547,261
Prepaid Wireless 911 Fee	\$78,067	\$-42	\$78,026
Sales and Use Tax	\$107,653,977	\$-1,055,967	\$106,598,010
Special Fuel Tax	\$8,709,927	\$-5,000	\$8,704,927
Telecommunications Tax	\$12,167	\$0	\$12,167
Tobacco Tax	\$661,027	\$0	\$661,027
Wholesale Liquor/Beer Tax	\$907,093	\$-10,863	\$896,229
Totals	\$501,659,008	\$-15,533,621	\$486,125,386

Fiscal Year 2024 Year-To-Date Tax Collections

Tax Type	Gross Collections	Refunds	Net Collections
Aircraft Excise Tax	\$11,038	\$0	\$11,038
Cigarette Tax	\$7,038,270	\$-5	\$7,038,265
Coal Conversion Tax	\$1,575,812	\$0	\$1,575,812
Coal Severance Tax	\$3,701,765	\$0	\$3,701,765
Corporate Income Tax	\$81,645,383	\$-12,000,000	\$69,645,383
Individual Income Tax	\$221,760,477	\$-103,000,000	\$118,760,477
Local Taxes	\$174,020,936	\$-8,188	\$174,012,747
Miscellaneous and Bonds	\$31,047	\$-33,248	\$-2,200
Motor Vehicle Excise Tax	\$31,676,438	\$-726	\$31,675,712
Motor Vehicle Fuel Tax	\$45,003,630	\$-295,000	\$44,708,630
Oil Extraction Tax	\$596,136,735	\$-8,031,158	\$588,105,577
Oil and Gas Gross Production Tax	\$716,856,791	\$0	\$716,856,791
Prepaid Wireless 911 Fee	\$469,379	\$-270	\$469,109
Provider Assessment	\$1,469,454	\$0	\$1,469,454
Sales and Use Tax	\$584,638,443	\$-8,587,170	\$576,051,273
Special Fuel Tax	\$40,701,718	\$-106,000	\$40,595,718
Telecommunications Tax	\$1,403,082	\$-50	\$1,403,032
Tobacco Tax	\$3,056,337	\$0	\$3,056,337
Wholesale Liquor/Beer Tax	\$4,848,835	\$-47,069	\$4,801,766
Totals	\$2,516,045,571	\$-132,108,885	\$2,383,936,686