



October 2023 Net Tax Collections

Fiscal Year 2024 - July 2023 through June 2024
 October is Month 4 of 12 in Fiscal Year 2024

Total Net Tax Collections

FISCAL YEAR COLLECTIONS (YTD)

\$1.8B

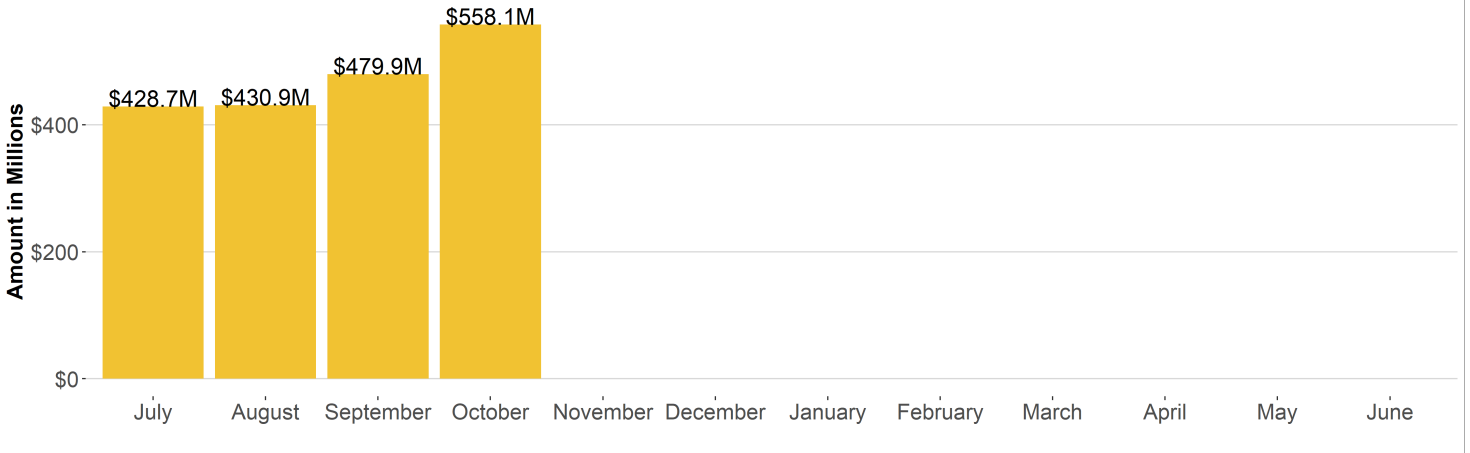
CURRENT MONTH COLLECTIONS

\$558.1M

MONTHLY CHANGE

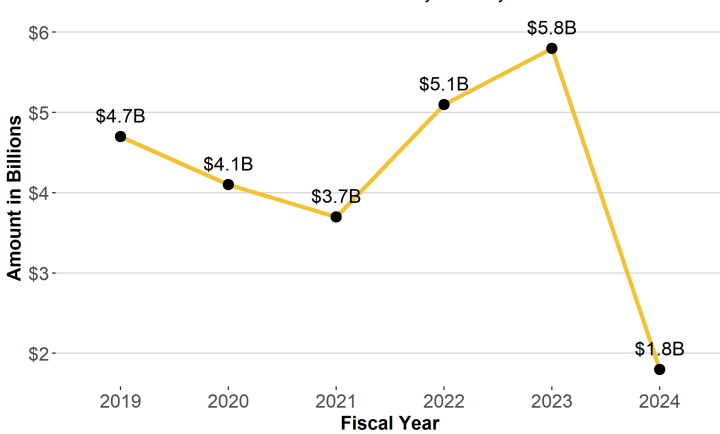
+7.7%

Fiscal Year 2024 Total Net Tax Collections (in millions) by Month

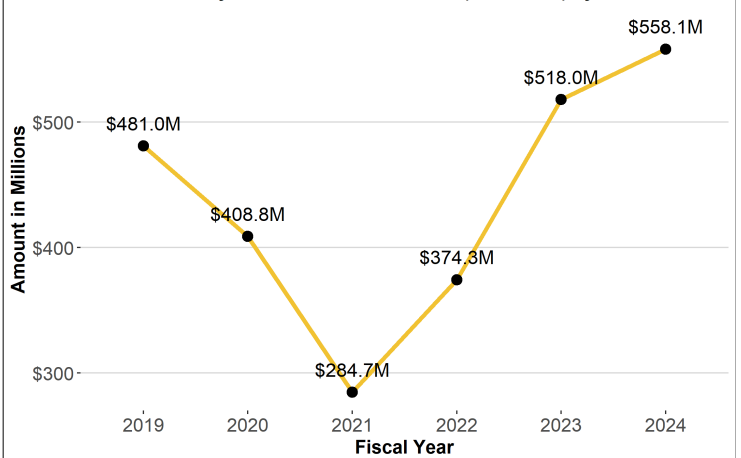


Total Net Tax Collections (in billions) by Fiscal Year *

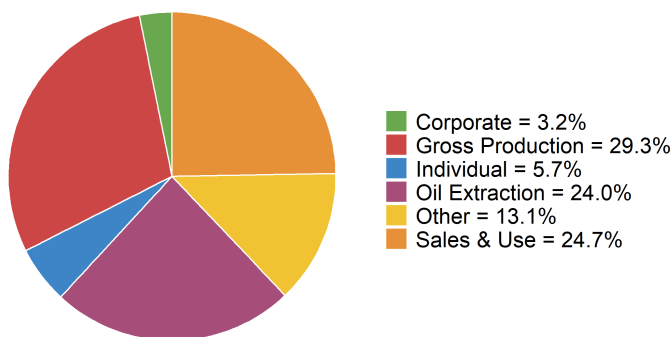
* Collection amounts in the current fiscal year are year-to-date collections.



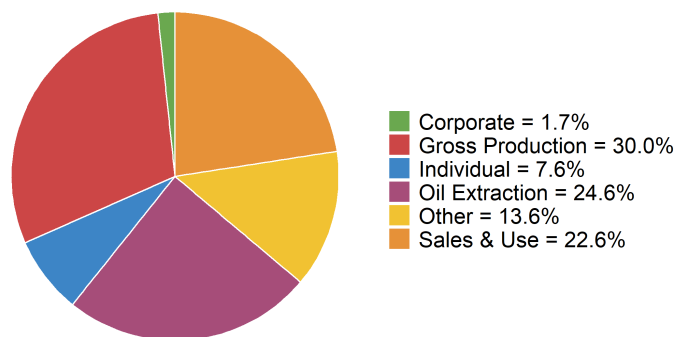
October Only Total Net Tax Collections (in millions) by Fiscal Year



Fiscal Year 2024 YTD Net Tax Collections by Tax Type



October 2023 Net Tax Collections by Tax Type



Sales and Use Net Tax Collections

FISCAL YEAR COLLECTIONS (YTD)

\$469.4M

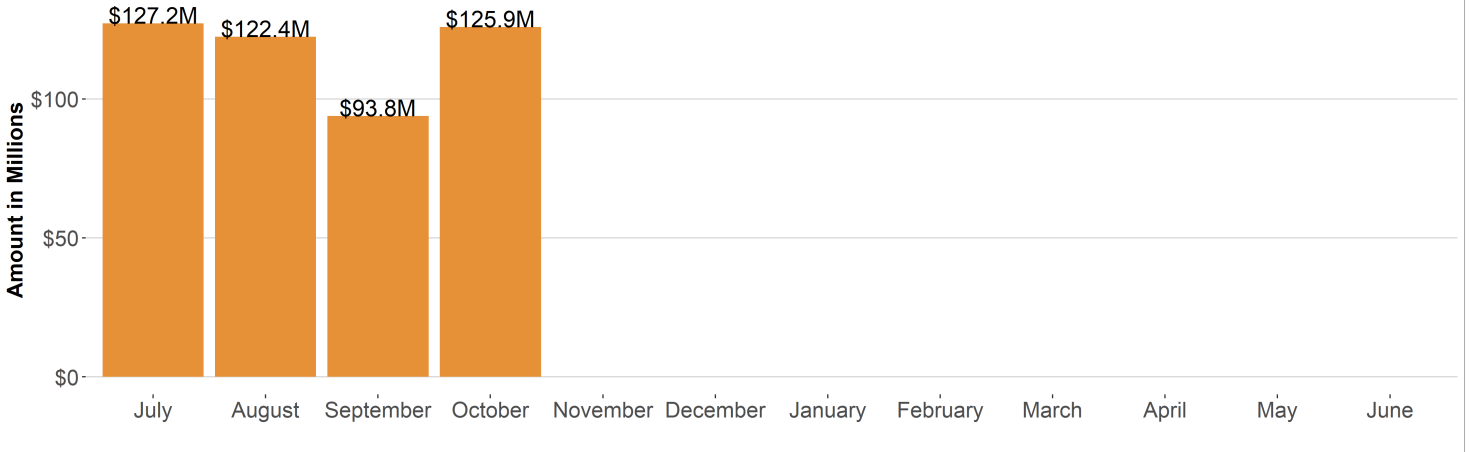
CURRENT MONTH COLLECTIONS

\$125.9M

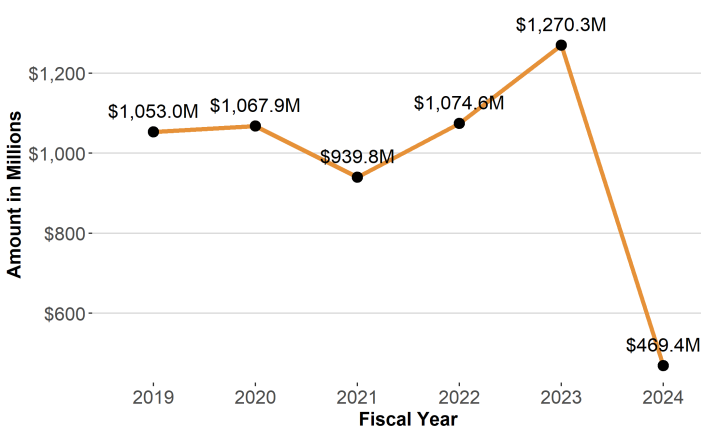
MONTHLY CHANGE

+19.7%

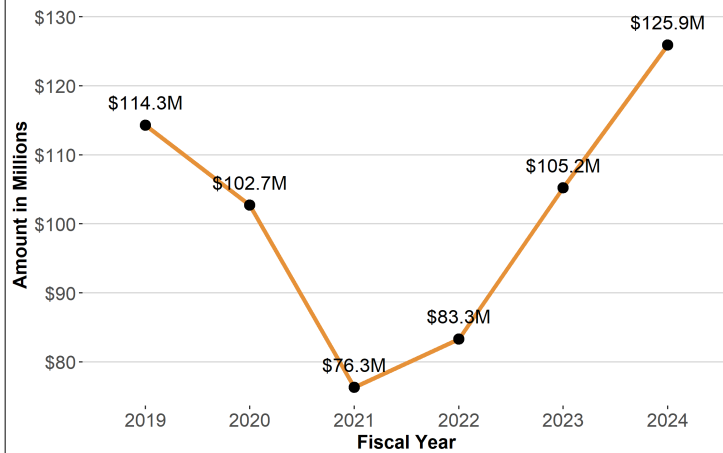
Fiscal Year 2024 Sales and Use Net Tax Collections (in millions) by Month



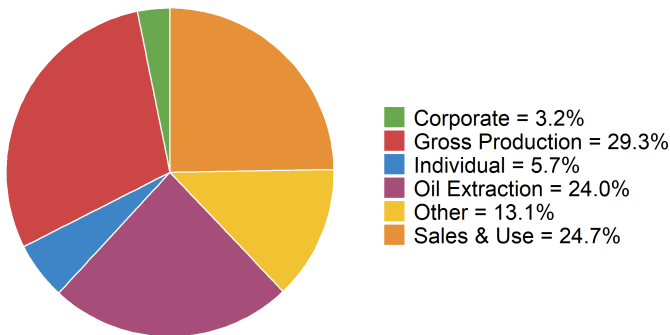
Total Sales and Use Net Tax Collections (in millions) by Fiscal Year *
* Collection amounts in the current fiscal year are year-to-date collections.



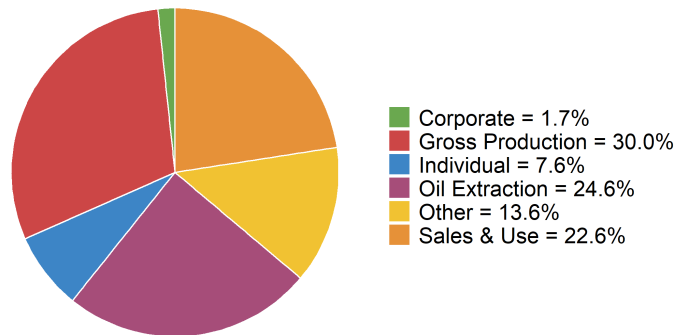
October Only Sales and Use Net Tax Collections (in millions) by Fiscal Year



Fiscal Year 2024 YTD Net Tax Collections by Tax Type



October 2023 Net Tax Collections by Tax Type



Oil & Gas Gross Production Tax Collections

FISCAL YEAR COLLECTIONS (YTD)

\$555.3M

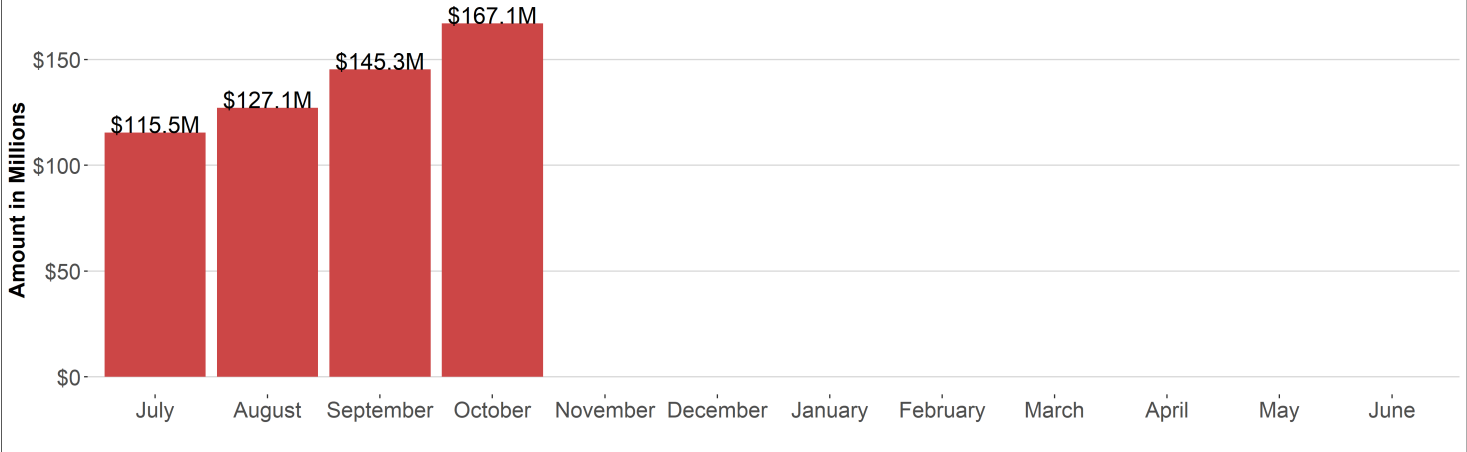
CURRENT MONTH COLLECTIONS

\$167.1M

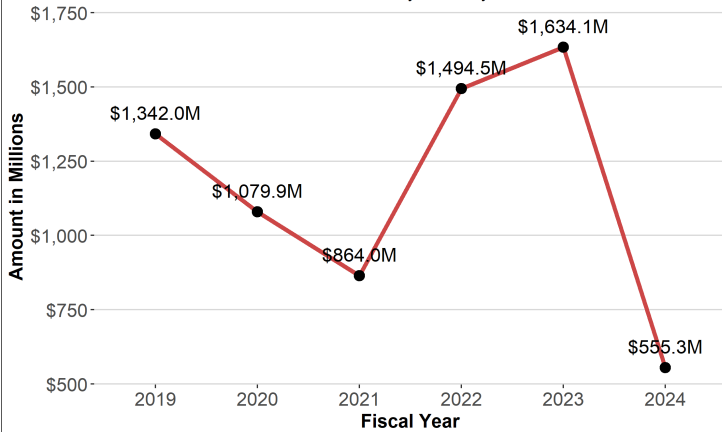
MONTHLY CHANGE

+21.4%

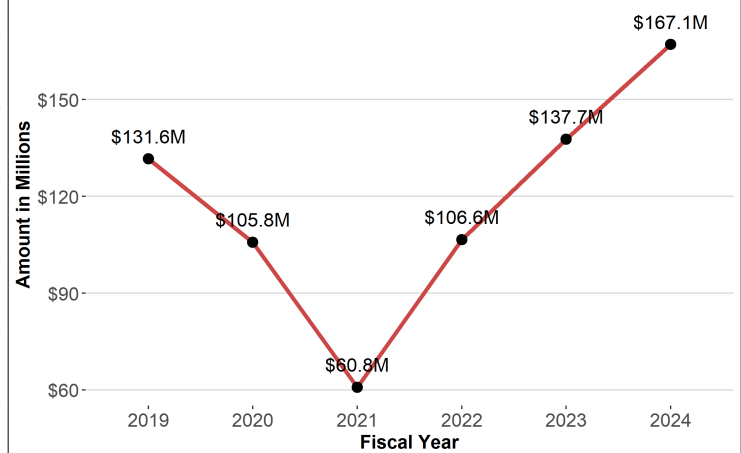
Fiscal Year 2024 Gross Production Net Tax Collections (in millions) by Month



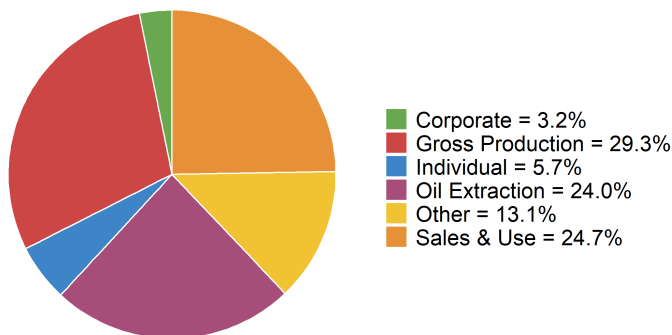
Total Gross Production Net Tax Collections (in millions) by Fiscal Year *
* Collection amounts in the current fiscal year are year-to-date collections.



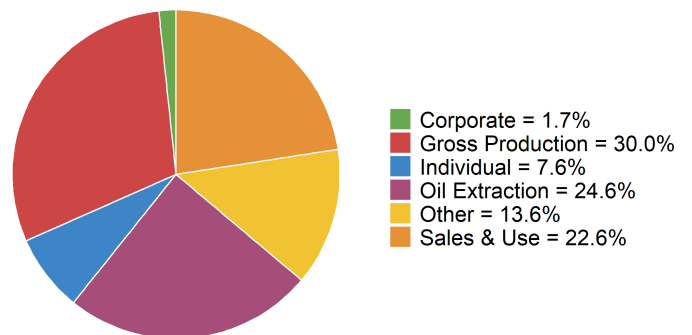
October Only Gross Production Net Tax Collections (in millions) by Fiscal Year



Fiscal Year 2024 YTD Net Tax Collections by Tax Type



October 2023 Net Tax Collections by Tax Type



Oil Extraction Tax Collections

FISCAL YEAR COLLECTIONS (YTD)

\$455.3M

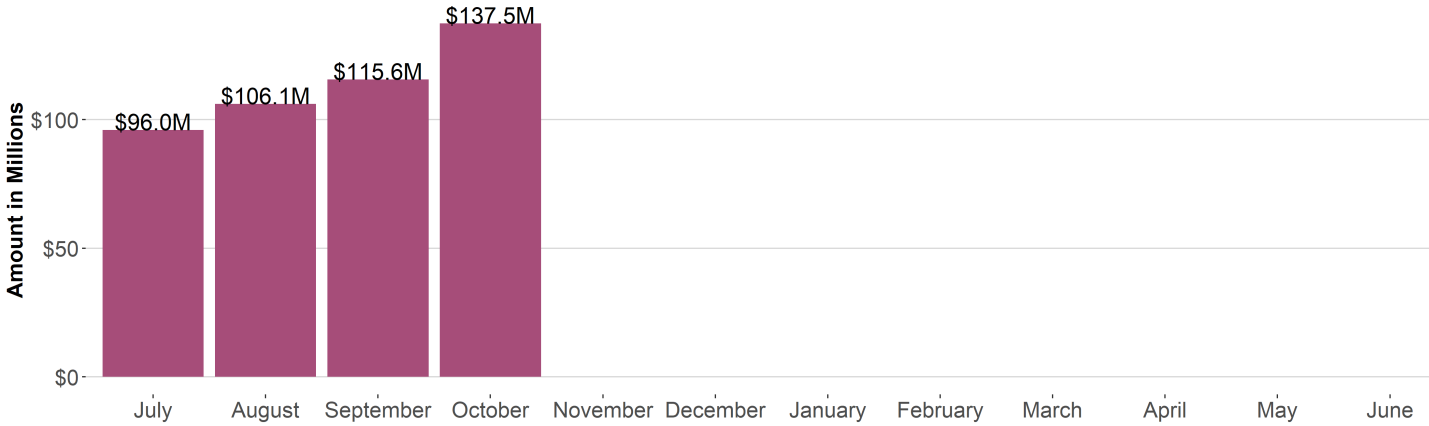
CURRENT MONTH COLLECTIONS

\$137.5M

MONTHLY CHANGE

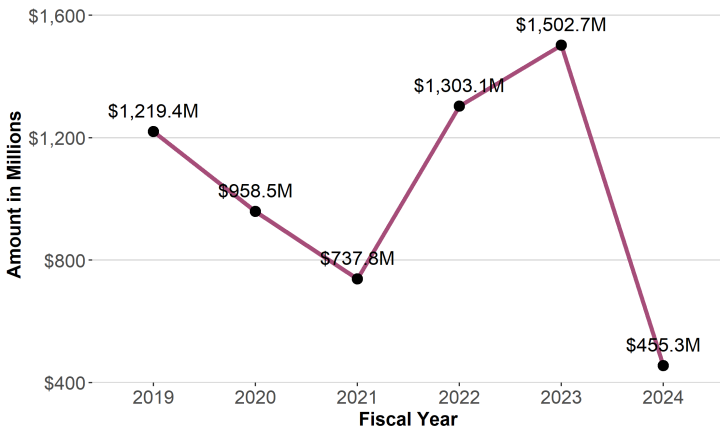
-0.3%

Fiscal Year 2024 Oil Extraction Tax Collections (in millions) by Month

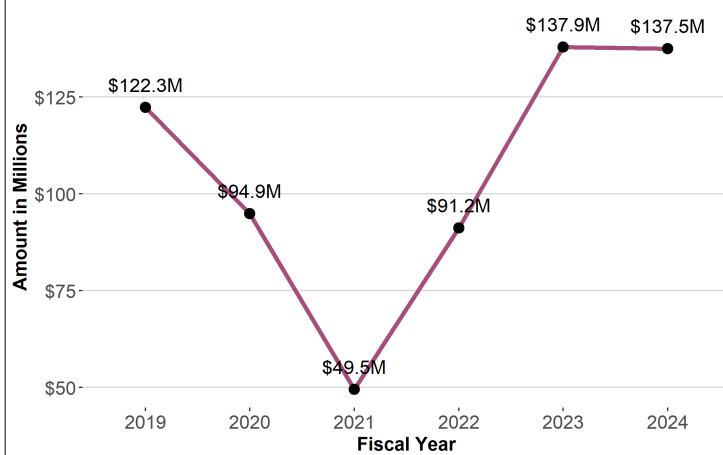


Total Oil Extraction Tax Collections (in millions) by Fiscal Year *

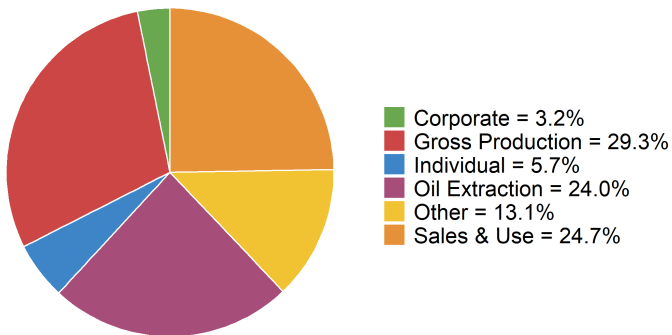
* Collection amounts in the current fiscal year are year-to-date collections.



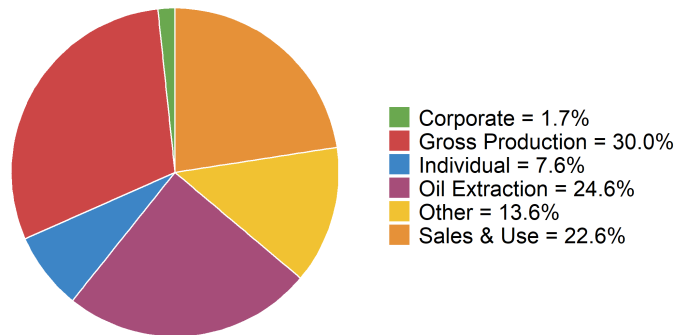
October Only Oil Extraction Tax Collections (in millions) by Fiscal Year



Fiscal Year 2024 YTD Net Tax Collections by Tax Type



October 2023 Net Tax Collections by Tax Type



Individual Income Tax Collections

FISCAL YEAR COLLECTIONS (YTD)

\$107.4M

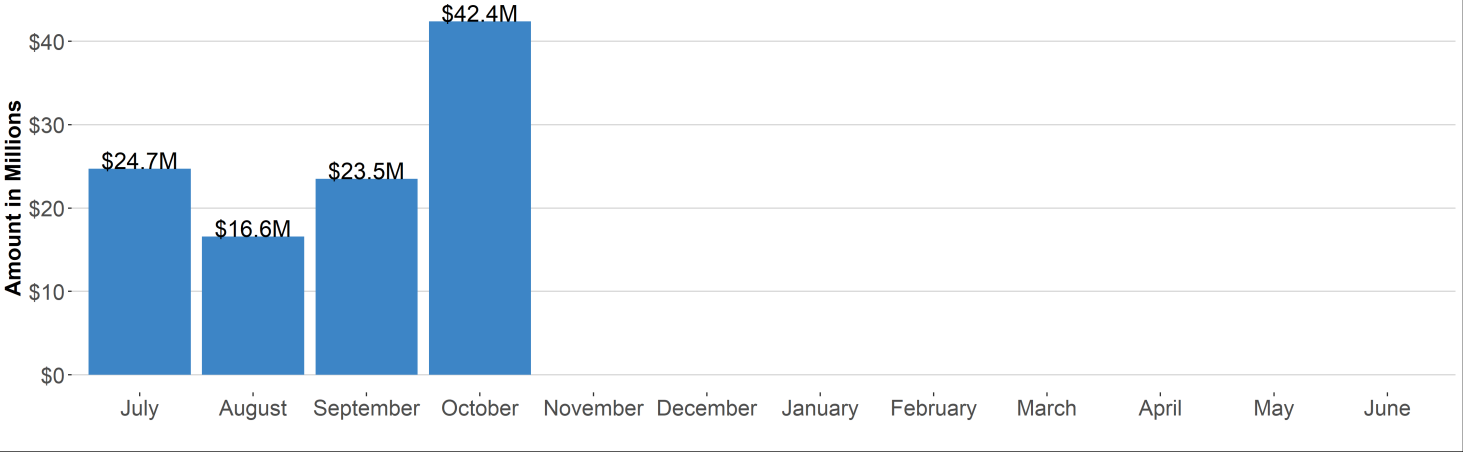
CURRENT MONTH COLLECTIONS

\$42.4M

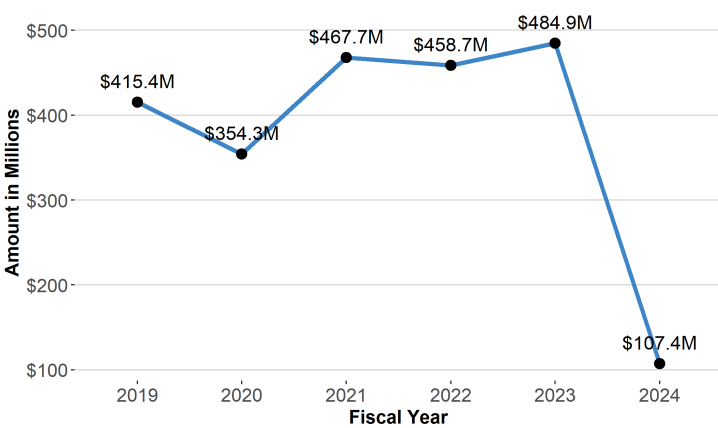
MONTHLY CHANGE

-45.5%

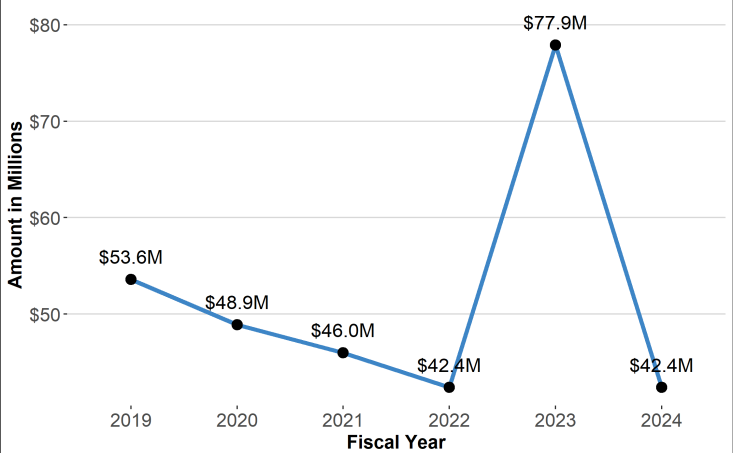
Fiscal Year 2024 Individual Income Tax Collections (in millions) by Month



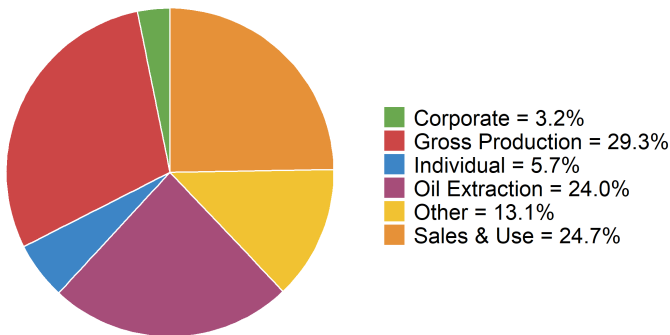
Total Individual Income Tax Collections (in millions) by Fiscal Year *
* Collection amounts in the current fiscal year are year-to-date collections.



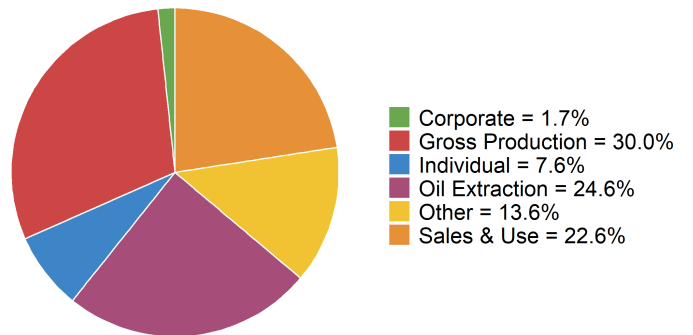
October Only Individual Income Tax Collections (in millions) by Fiscal Year



Fiscal Year 2024 YTD Net Tax Collections by Tax Type



October 2023 Net Tax Collections by Tax Type



Corporate Income Tax Collections

FISCAL YEAR COLLECTIONS (YTD)

\$60.8M

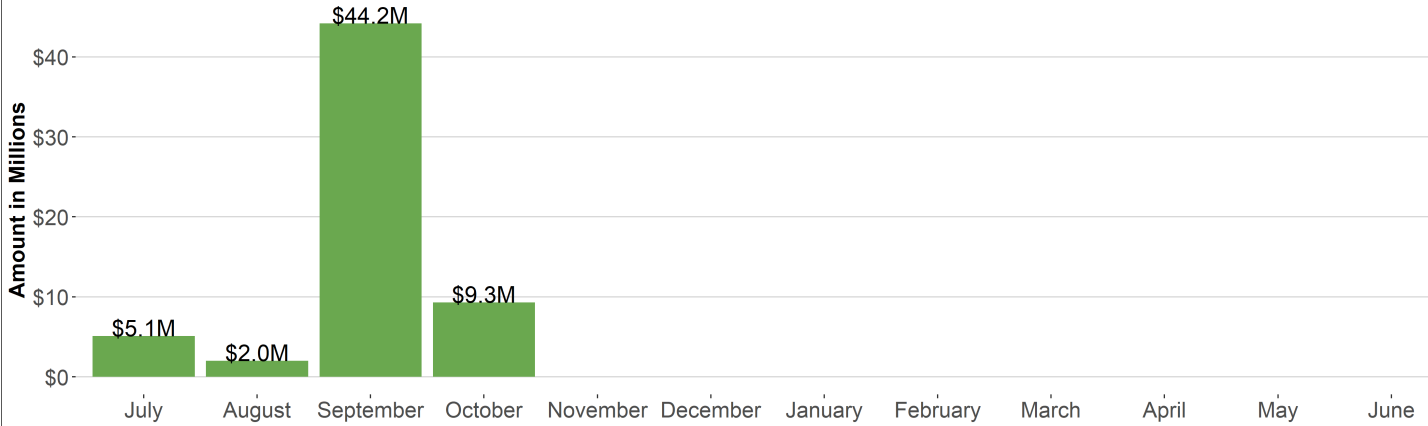
CURRENT MONTH COLLECTIONS

\$9.3M

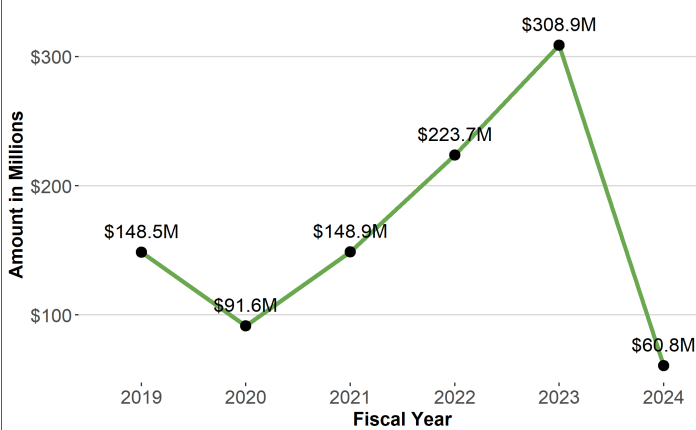
MONTHLY CHANGE

+7.1%

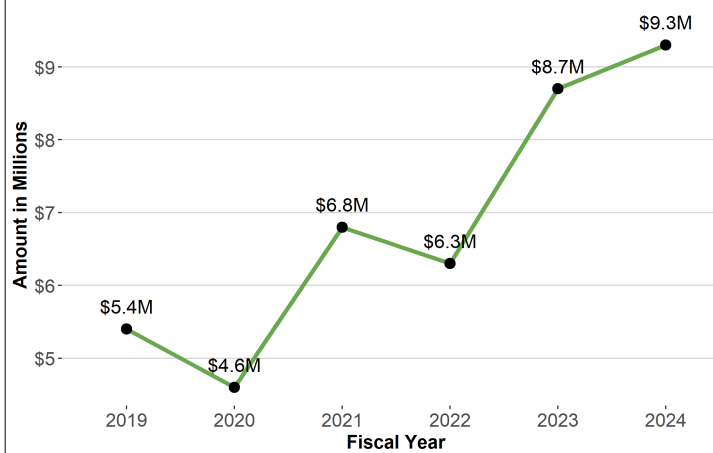
Fiscal Year 2024 Corporate Income Tax Collections (in millions) by Month



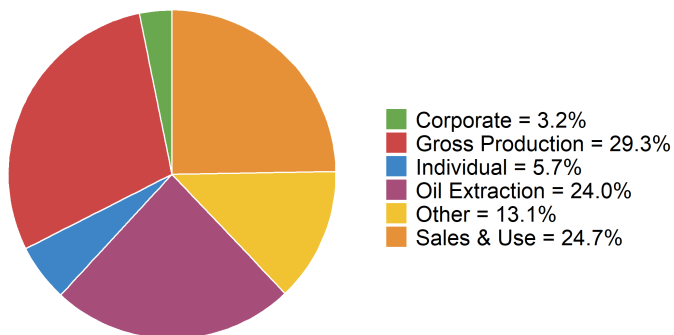
Total Corporate Income Tax Collections (in millions) by Fiscal Year *
* Collection amounts in the current fiscal year are year-to-date collections.



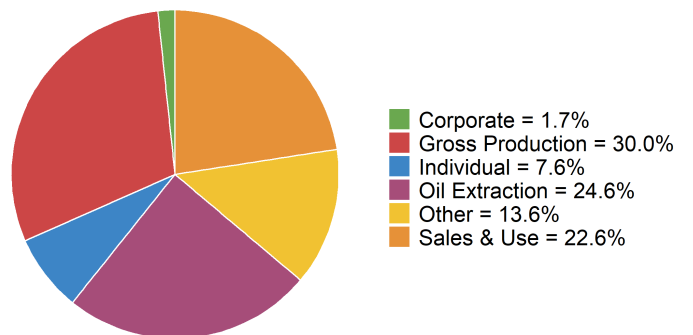
October Only Corporate Income Tax Collections (in millions) by Fiscal Year



Fiscal Year 2024 YTD Net Tax Collections by Tax Type



October 2023 Net Tax Collections by Tax Type



October 2023 Tax Collections

Tax Type	Gross Collections	Refunds	Net Collections
Cigarette Tax	\$1,216,873	\$0	\$1,216,873
Coal Conversion Tax	\$269,337	\$0	\$269,337
Coal Severance Tax	\$816,830	\$0	\$816,830
Corporate Income Tax	\$9,382,508	\$0	\$9,382,508
Individual Income Tax	\$65,479,089	\$-23,000,000	\$42,479,089
Local Taxes	\$43,339,445	\$-4,367	\$43,335,079
Miscellaneous and Bonds	\$7,725	\$-22,248	\$-14,522
Motor Vehicle Excise Tax	\$12,249,180	\$0	\$12,249,180
Motor Vehicle Fuel Tax	\$8,330,071	\$-82,000	\$8,248,071
Oil Extraction Tax	\$139,259,452	\$-1,744,715	\$137,514,737
Oil and Gas Gross Production Tax	\$167,191,744	\$0	\$167,191,744
Prepaid Wireless 911 Fee	\$177,014	\$0	\$177,014
Sales and Use Tax	\$128,429,158	\$-2,479,796	\$125,949,362
Special Fuel Tax	\$8,022,632	\$-26,000	\$7,996,632
Telecommunications Tax	\$12,208	\$0	\$12,208
Tobacco Tax	\$554,709	\$0	\$554,709
Wholesale Liquor/Beer Tax	\$813,014	\$-264	\$812,750
Totals	\$585,550,989	\$-27,359,390	\$558,191,599

Fiscal Year 2024 Year-To-Date Tax Collections

Tax Type	Gross Collections	Refunds	Net Collections
Aircraft Excise Tax	\$678	\$0	\$678
Cigarette Tax	\$5,664,310	\$-5	\$5,664,305
Coal Conversion Tax	\$1,271,797	\$0	\$1,271,797
Coal Severance Tax	\$3,096,111	\$0	\$3,096,111
Corporate Income Tax	\$68,819,755	\$-8,000,000	\$60,819,755
Individual Income Tax	\$200,407,859	\$-93,000,000	\$107,407,859
Local Taxes	\$140,540,780	\$-8,670	\$140,532,111
Miscellaneous and Bonds	\$17,653	\$-30,748	\$-13,095
Motor Vehicle Excise Tax	\$21,418,619	\$-726	\$21,417,893
Motor Vehicle Fuel Tax	\$36,344,797	\$-283,000	\$36,061,797
Oil Extraction Tax	\$462,929,683	\$-7,583,428	\$455,346,255
Oil and Gas Gross Production Tax	\$555,309,531	\$0	\$555,309,531
Prepaid Wireless 911 Fee	\$391,311	\$-228	\$391,083
Provider Assessment	\$1,469,454	\$0	\$1,469,454
Sales and Use Tax	\$476,984,466	\$-7,531,203	\$469,453,263
Special Fuel Tax	\$31,991,791	\$-101,000	\$31,890,791
Telecommunications Tax	\$1,390,915	\$-50	\$1,390,865
Tobacco Tax	\$2,395,310	\$0	\$2,395,310
Wholesale Liquor/Beer Tax	\$3,941,742	\$-36,206	\$3,905,536
Totals	\$2,014,386,563	\$-116,575,263	\$1,897,811,300