



September 2023 Net Tax Collections

Fiscal Year 2024 - July 2023 through June 2024
September is Month 3 of 12 in Fiscal Year 2024

Total Net Tax Collections

FISCAL YEAR COLLECTIONS (YTD)

\$1.3B

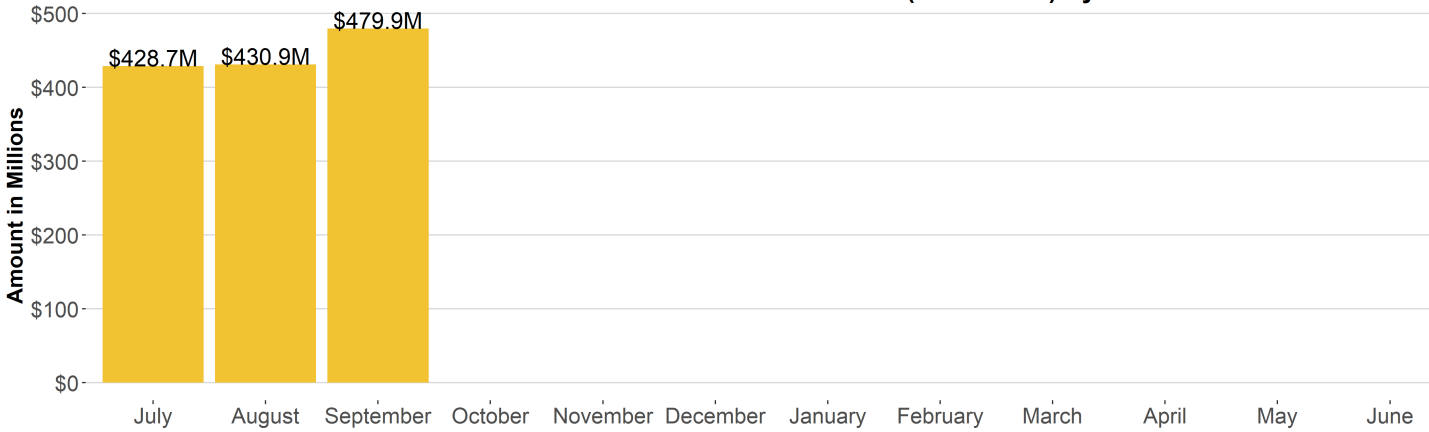
CURRENT MONTH COLLECTIONS

\$479.9M

MONTHLY CHANGE

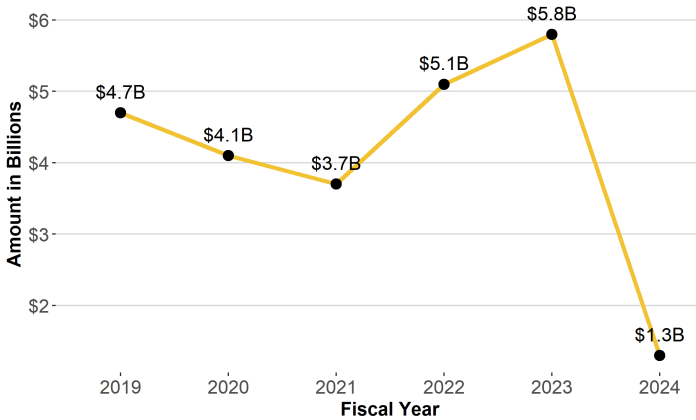
-12.1%

Fiscal Year 2024 Total Net Tax Collections (in millions) by Month

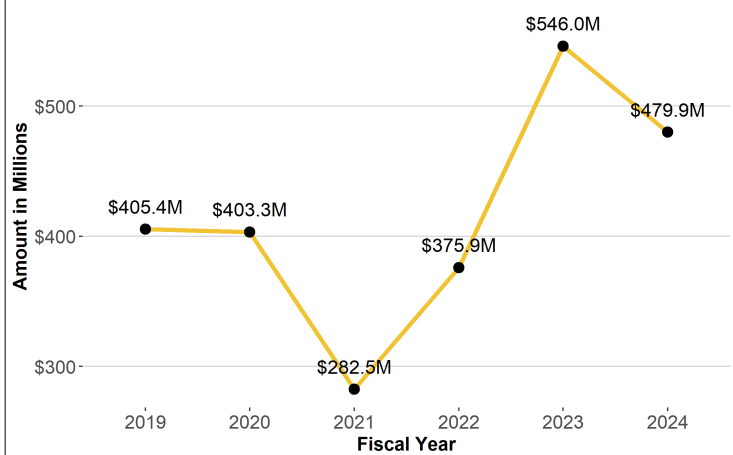


Total Net Tax Collections (in billions) by Fiscal Year *

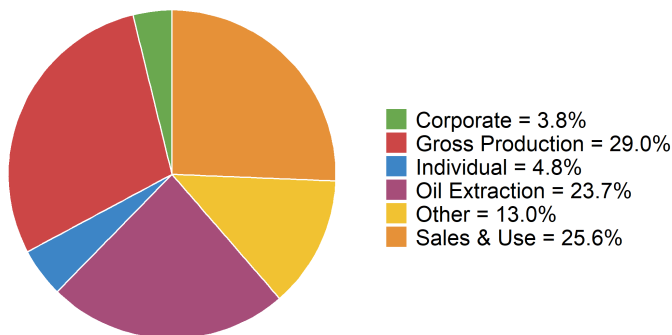
* Collection amounts in the current fiscal year are year-to-date collections.



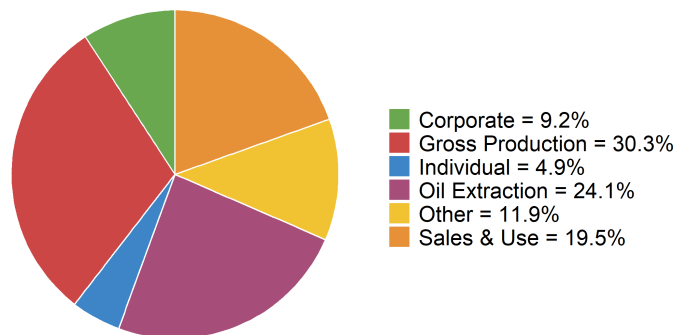
September Only Total Net Tax Collections (in millions) by Fiscal Year



Fiscal Year 2024 YTD Net Tax Collections by Tax Type



September 2023 Net Tax Collections by Tax Type



Sales and Use Net Tax Collections

FISCAL YEAR COLLECTIONS (YTD)

\$343.5M

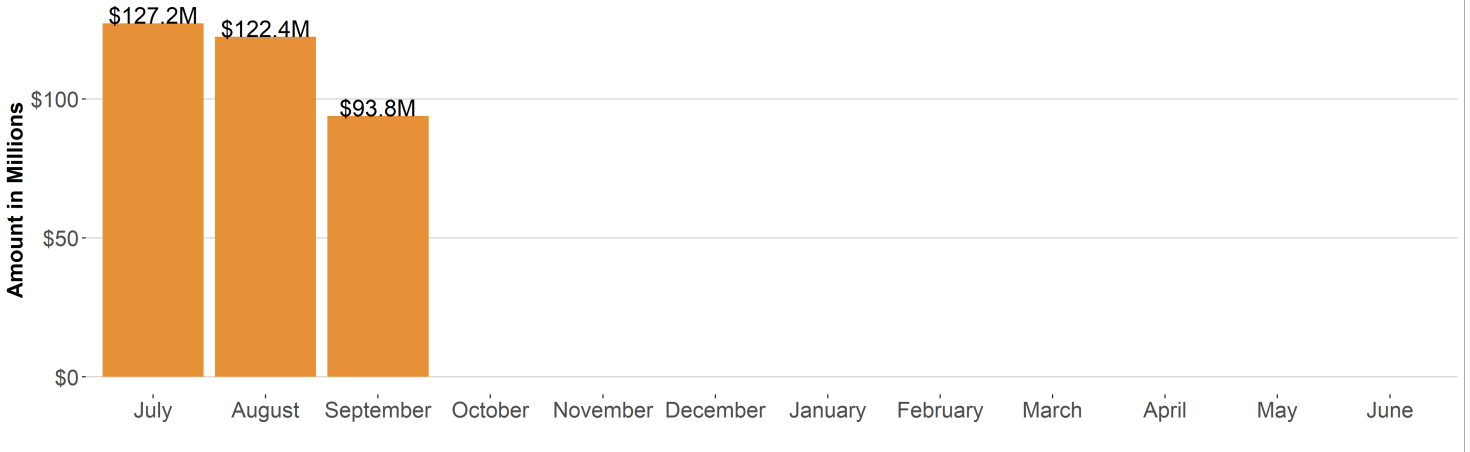
CURRENT MONTH COLLECTIONS

\$93.8M

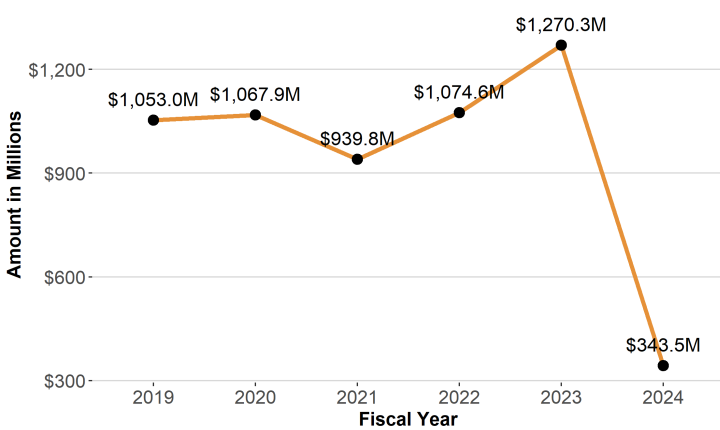
MONTHLY CHANGE

-18.0%

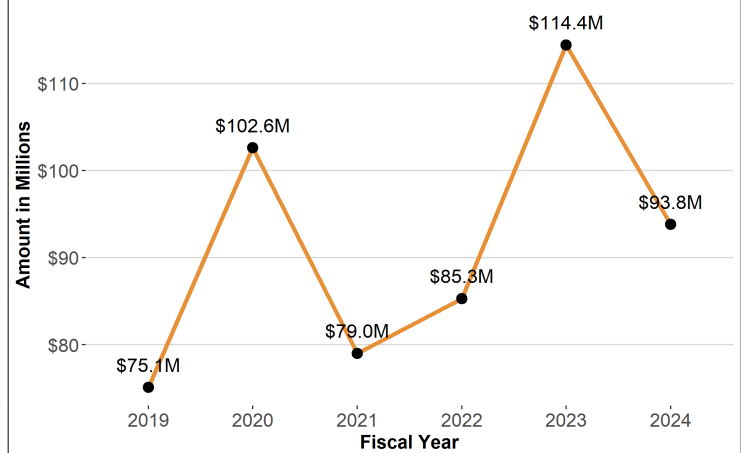
Fiscal Year 2024 Sales and Use Net Tax Collections (in millions) by Month



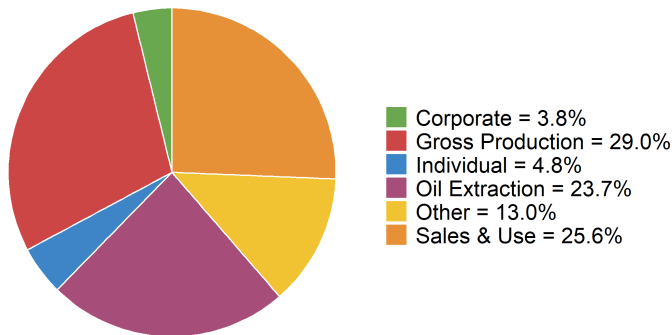
Total Sales and Use Net Tax Collections (in millions) by Fiscal Year *
* Collection amounts in the current fiscal year are year-to-date collections.



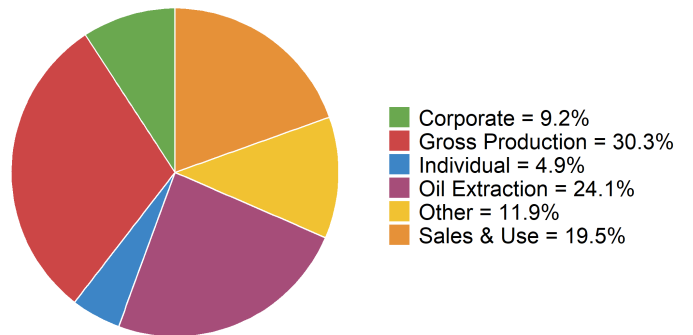
September Only Sales and Use Net Tax Collections (in millions) by Fiscal Year



Fiscal Year 2024 YTD Net Tax Collections by Tax Type



September 2023 Net Tax Collections by Tax Type



Oil & Gas Gross Production Tax Collections

FISCAL YEAR COLLECTIONS (YTD)

\$388.1M

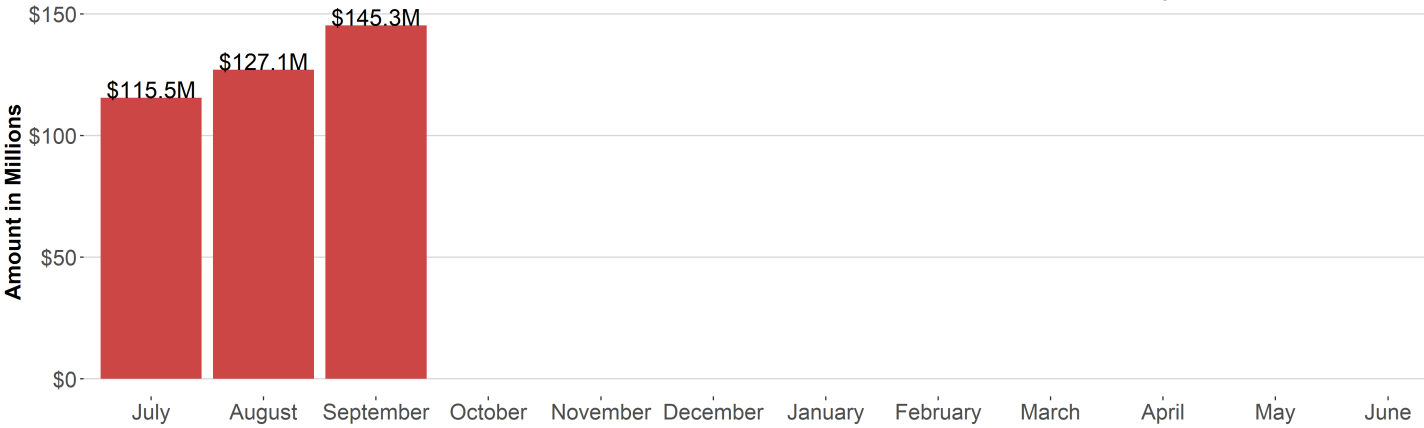
CURRENT MONTH COLLECTIONS

\$145.3M

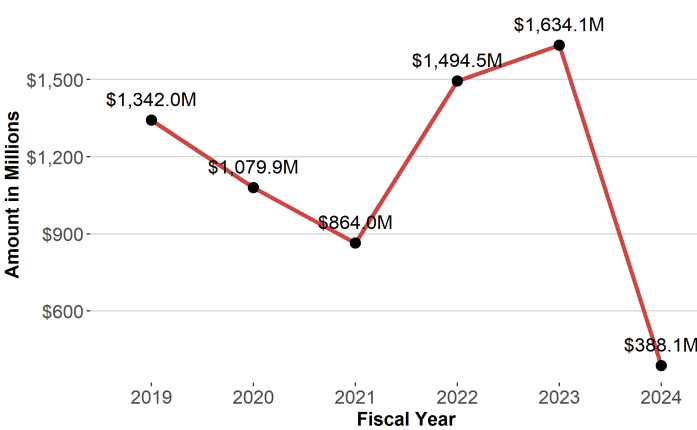
MONTHLY CHANGE

-3.3%

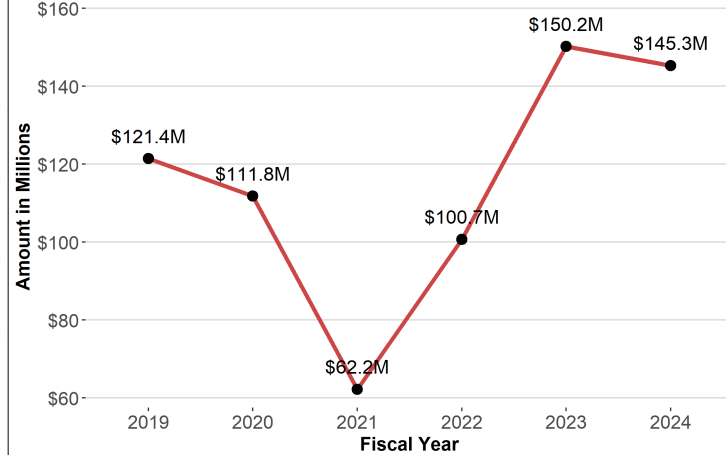
Fiscal Year 2024 Gross Production Net Tax Collections (in millions) by Month



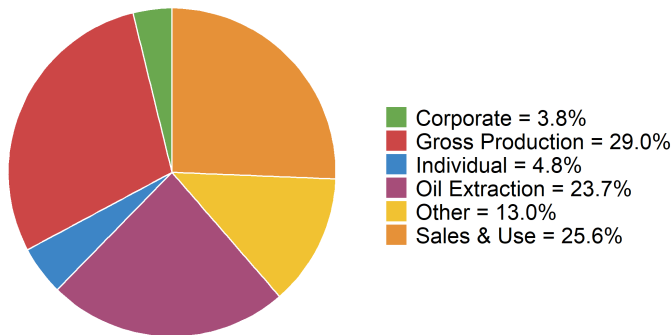
Total Gross Production Net Tax Collections (in millions) by Fiscal Year *
* Collection amounts in the current fiscal year are year-to-date collections.



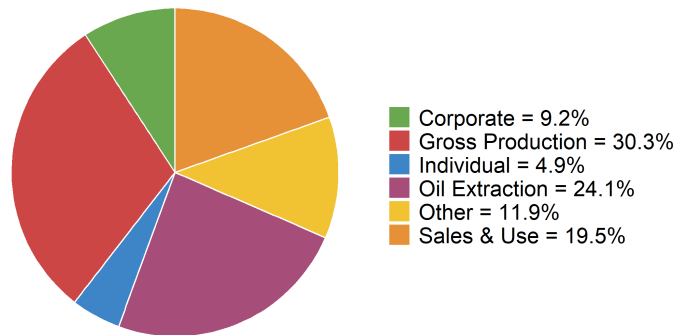
September Only Gross Production Net Tax Collections (in millions) by Fiscal Year



Fiscal Year 2024 YTD Net Tax Collections by Tax Type



September 2023 Net Tax Collections by Tax Type



Oil Extraction Tax Collections

FISCAL YEAR COLLECTIONS (YTD)

\$317.8M

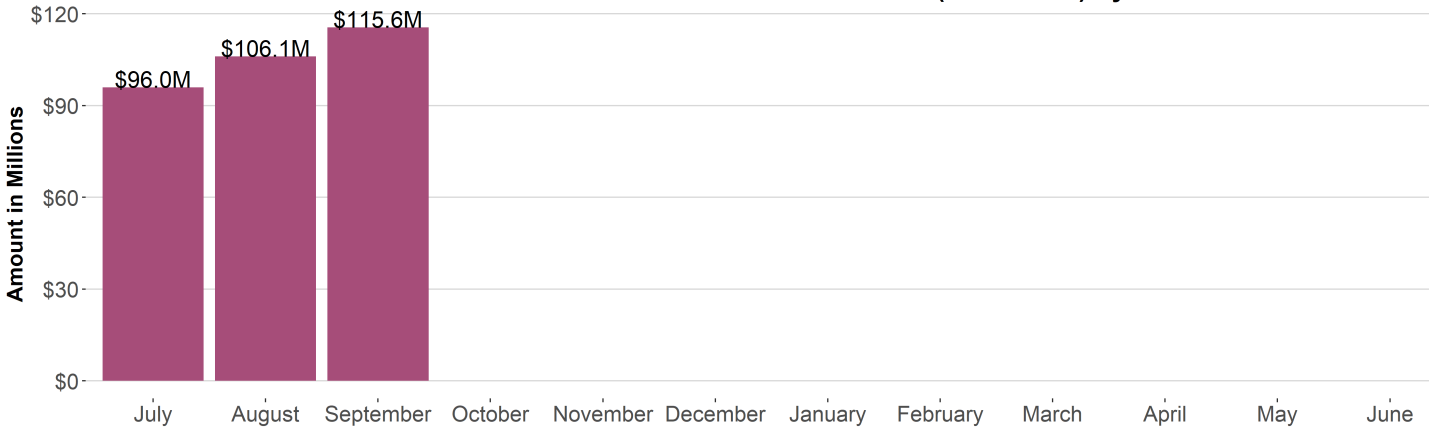
CURRENT MONTH COLLECTIONS

\$115.6M

MONTHLY CHANGE

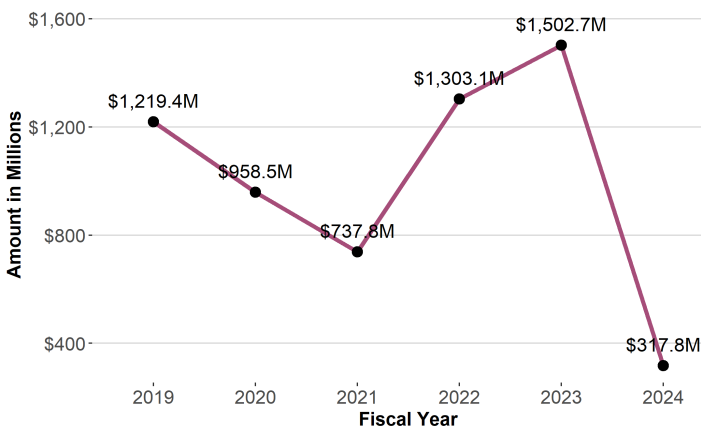
-23.5%

Fiscal Year 2024 Oil Extraction Tax Collections (in millions) by Month

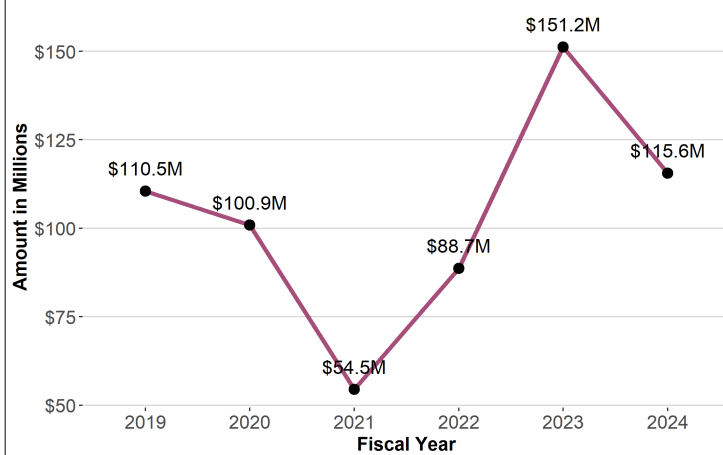


Total Oil Extraction Tax Collections (in millions) by Fiscal Year *

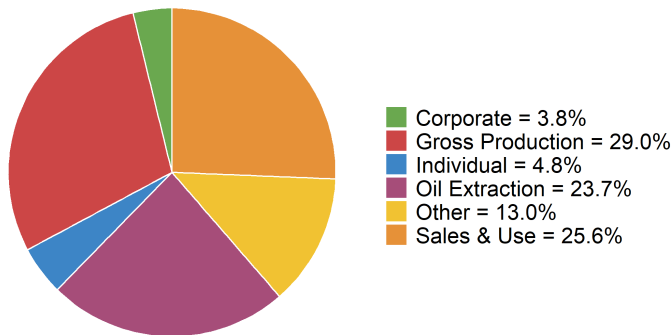
* Collection amounts in the current fiscal year are year-to-date collections.



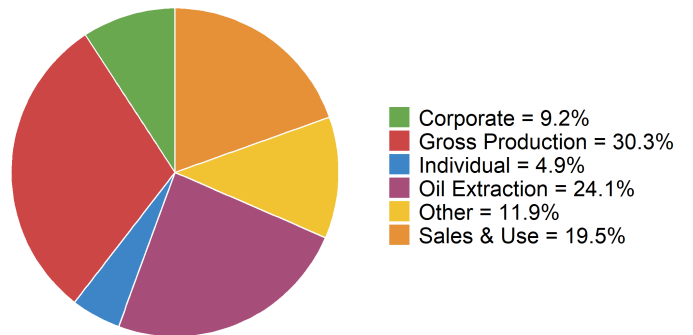
September Only Oil Extraction Tax Collections (in millions) by Fiscal Year



Fiscal Year 2024 YTD Net Tax Collections by Tax Type



September 2023 Net Tax Collections by Tax Type



Individual Income Tax Collections

FISCAL YEAR COLLECTIONS (YTD)

\$64.9M

CURRENT MONTH COLLECTIONS

\$23.5M

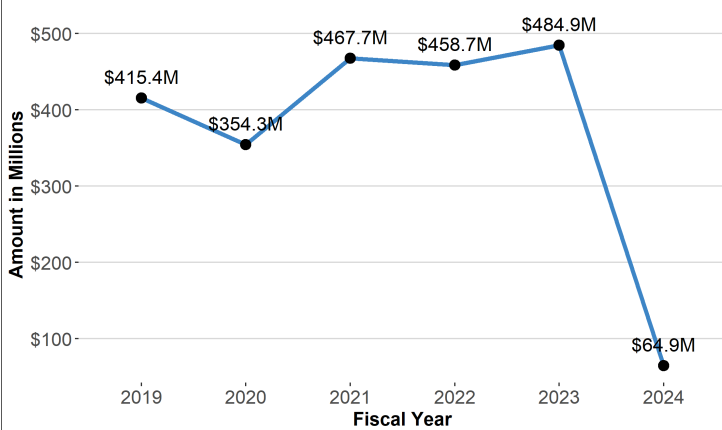
MONTHLY CHANGE

-7.1%

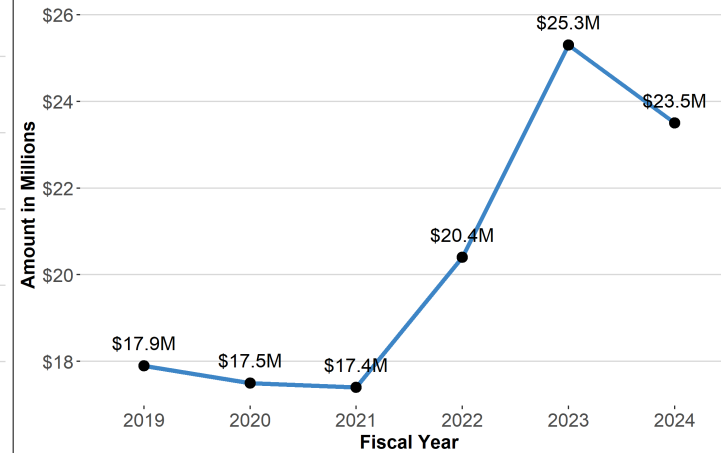
Fiscal Year 2024 Individual Income Tax Collections (in millions) by Month



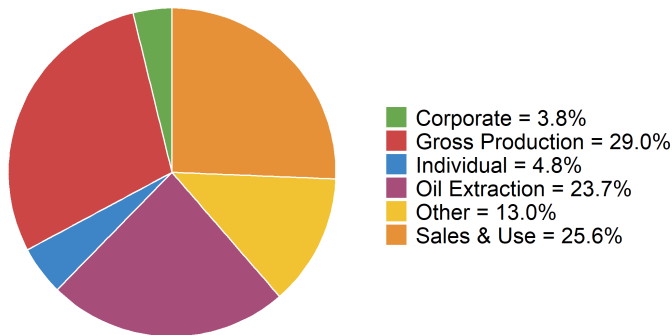
Total Individual Income Tax Collections (in millions) by Fiscal Year *
* Collection amounts in the current fiscal year are year-to-date collections.



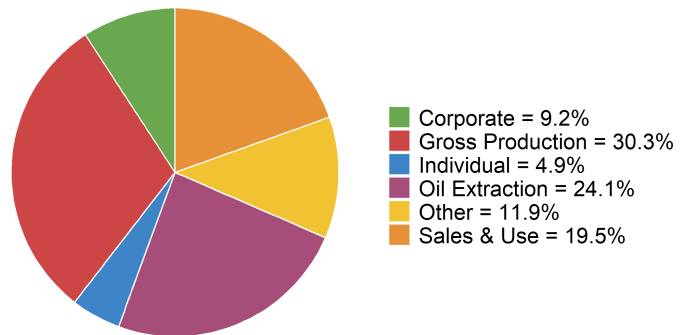
September Only Individual Income Tax Collections (in millions) by Fiscal Year



Fiscal Year 2024 YTD Net Tax Collections by Tax Type



September 2023 Net Tax Collections by Tax Type



Corporate Income Tax Collections

FISCAL YEAR COLLECTIONS (YTD)

\$51.4M

CURRENT MONTH COLLECTIONS

\$44.2M

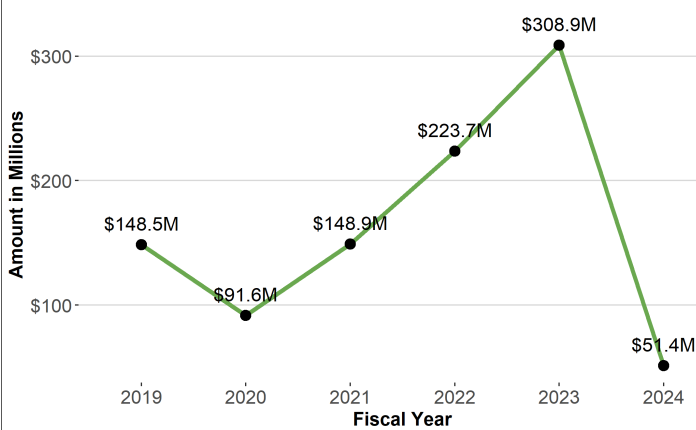
MONTHLY CHANGE

-5.8%

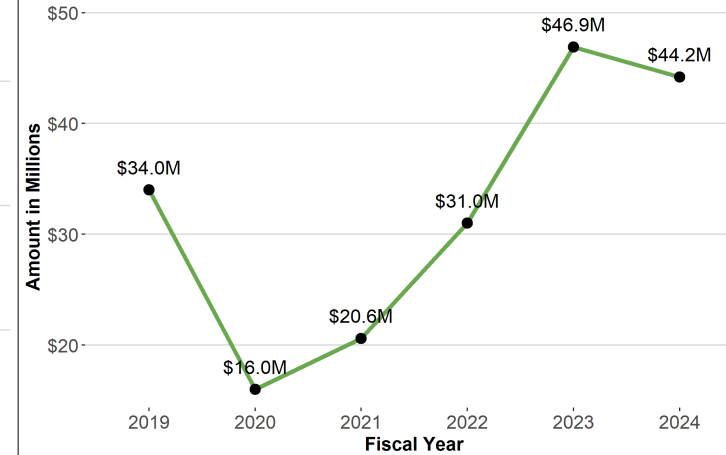
Fiscal Year 2024 Corporate Income Tax Collections (in millions) by Month



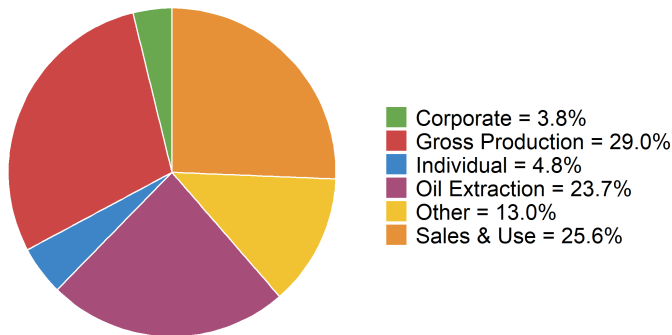
Total Corporate Income Tax Collections (in millions) by Fiscal Year *
* Collection amounts in the current fiscal year are year-to-date collections.



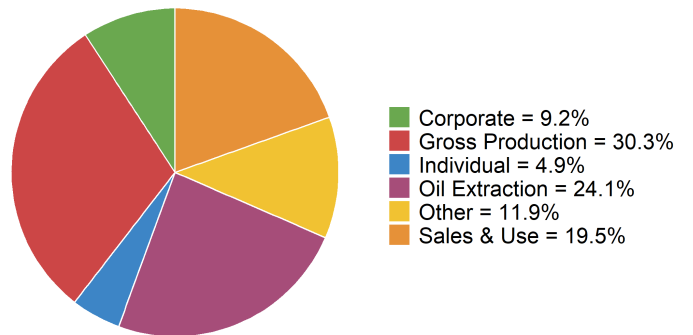
September Only Corporate Income Tax Collections (in millions) by Fiscal Year



Fiscal Year 2024 YTD Net Tax Collections by Tax Type



September 2023 Net Tax Collections by Tax Type



September 2023 Tax Collections

Tax Type	Gross Collections	Refunds	Net Collections
Cigarette Tax	\$1,519,732	\$0	\$1,519,732
Coal Conversion Tax	\$344,037	\$0	\$344,037
Coal Severance Tax	\$714,257	\$0	\$714,257
Corporate Income Tax	\$45,222,148	\$-1,000,000	\$44,222,148
Individual Income Tax	\$33,522,220	\$-10,000,000	\$23,522,220
Local Taxes	\$25,338,509	\$-2,988	\$25,335,521
Miscellaneous and Bonds	\$2,654	\$-6,000	\$-3,346
Motor Vehicle Excise Tax	\$9,001,322	\$0	\$9,001,322
Motor Vehicle Fuel Tax	\$9,076,670	\$-11,000	\$9,065,670
Oil Extraction Tax	\$118,860,063	\$-3,199,862	\$115,660,201
Oil and Gas Gross Production Tax	\$145,378,590	\$0	\$145,378,590
Prepaid Wireless 911 Fee	\$23,178	\$-228	\$22,950
Provider Assessment	\$1,365,312	\$0	\$1,365,312
Sales and Use Tax	\$96,503,221	\$-2,677,167	\$93,826,054
Special Fuel Tax	\$8,332,191	\$-2,000	\$8,330,191
Telecommunications Tax	\$1,612	\$0	\$1,612
Tobacco Tax	\$617,554	\$0	\$617,554
Wholesale Liquor/Beer Tax	\$1,018,468	\$-998	\$1,017,470
Totals	\$496,841,739	\$-16,900,243	\$479,941,496

Fiscal Year 2024 Year-To-Date Tax Collections

Tax Type	Gross Collections	Refunds	Net Collections
Aircraft Excise Tax	\$678	\$0	\$678
Cigarette Tax	\$4,447,437	\$-5	\$4,447,432
Coal Conversion Tax	\$1,002,461	\$0	\$1,002,461
Coal Severance Tax	\$2,279,281	\$0	\$2,279,281
Corporate Income Tax	\$59,437,247	\$-8,000,000	\$51,437,247
Individual Income Tax	\$134,928,770	\$-70,000,000	\$64,928,770
Local Taxes	\$97,201,335	\$-4,303	\$97,197,032
Miscellaneous and Bonds	\$9,927	\$-8,500	\$1,427
Motor Vehicle Excise Tax	\$9,169,439	\$-726	\$9,168,713
Motor Vehicle Fuel Tax	\$28,014,726	\$-201,000	\$27,813,726
Oil Extraction Tax	\$323,670,231	\$-5,838,713	\$317,831,518
Oil and Gas Gross Production Tax	\$388,117,787	\$0	\$388,117,787
Prepaid Wireless 911 Fee	\$214,298	\$-228	\$214,070
Provider Assessment	\$1,469,454	\$0	\$1,469,454
Sales and Use Tax	\$348,555,308	\$-5,051,407	\$343,503,900
Special Fuel Tax	\$23,969,159	\$-75,000	\$23,894,159
Telecommunications Tax	\$1,378,706	\$-50	\$1,378,656
Tobacco Tax	\$1,840,602	\$0	\$1,840,602
Wholesale Liquor/Beer Tax	\$3,128,728	\$-35,942	\$3,092,786
Totals	\$1,428,835,574	\$-89,215,874	\$1,339,619,700