



August 2023 Net Tax Collections

Fiscal Year 2024 - July 2023 through June 2024
 August is Month 2 of 12 in Fiscal Year 2024

Total Net Tax Collections

FISCAL YEAR COLLECTIONS (YTD)

\$859.6M

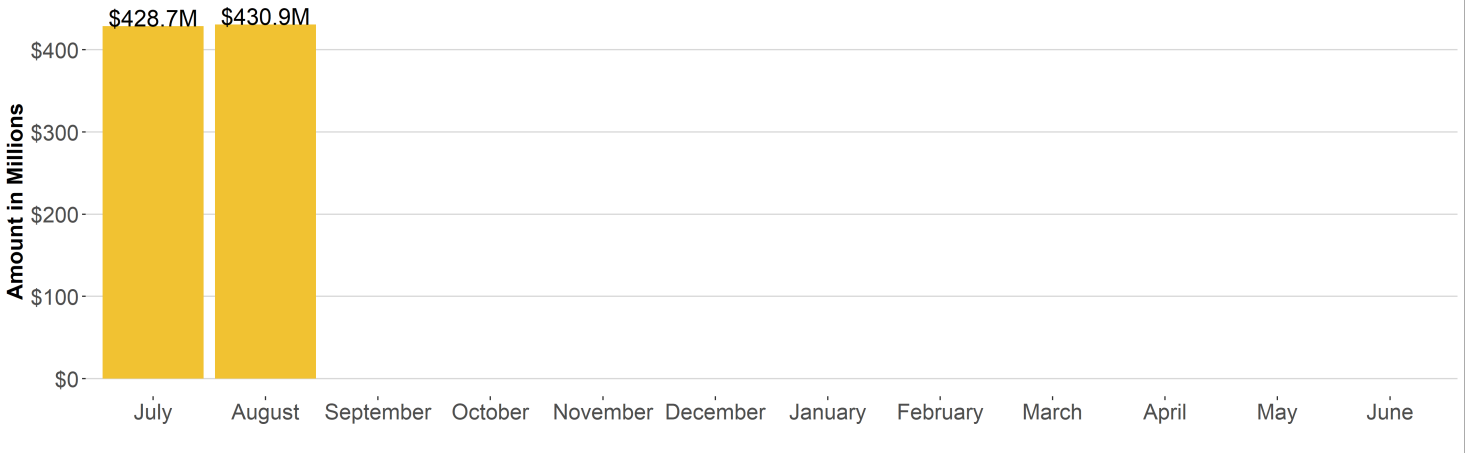
CURRENT MONTH COLLECTIONS

\$430.9M

MONTHLY CHANGE

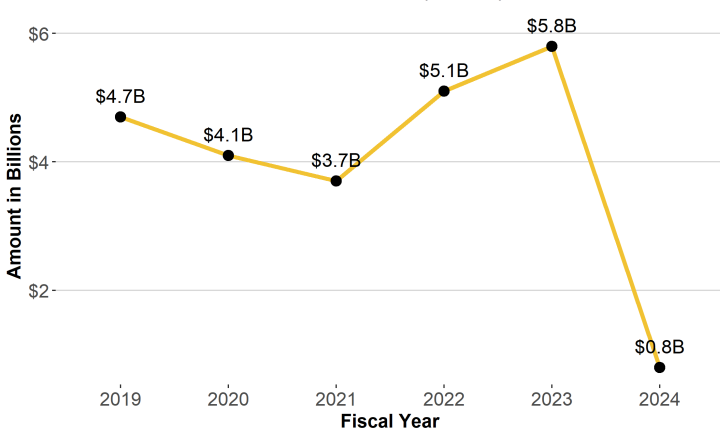
-21.4%

Fiscal Year 2024 Total Net Tax Collections (in millions) by Month

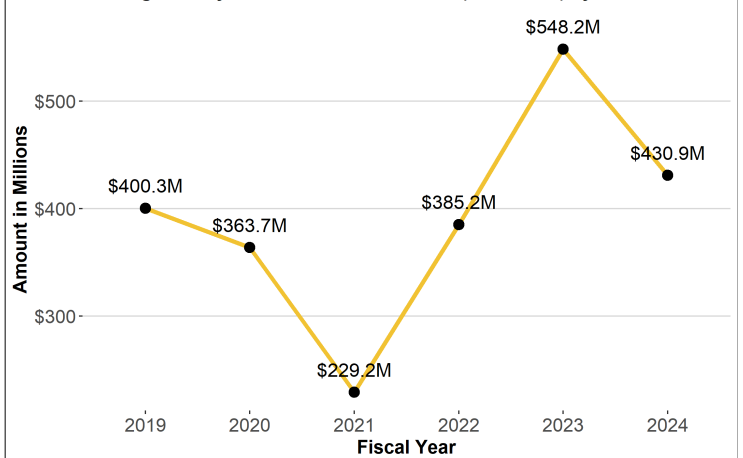


Total Net Tax Collections (in billions) by Fiscal Year *

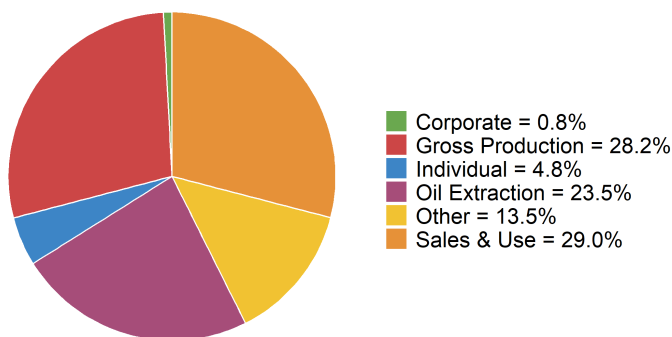
* Collection amounts in the current fiscal year are year-to-date collections.



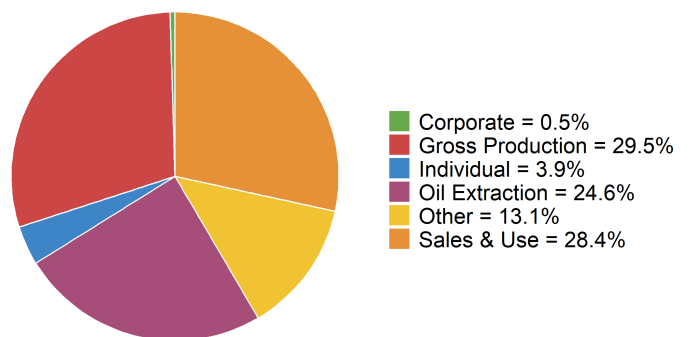
August Only Total Net Tax Collections (in millions) by Fiscal Year



Fiscal Year 2024 YTD Net Tax Collections by Tax Type



August 2023 Net Tax Collections by Tax Type



Sales and Use Net Tax Collections

FISCAL YEAR COLLECTIONS (YTD)

\$249.6M

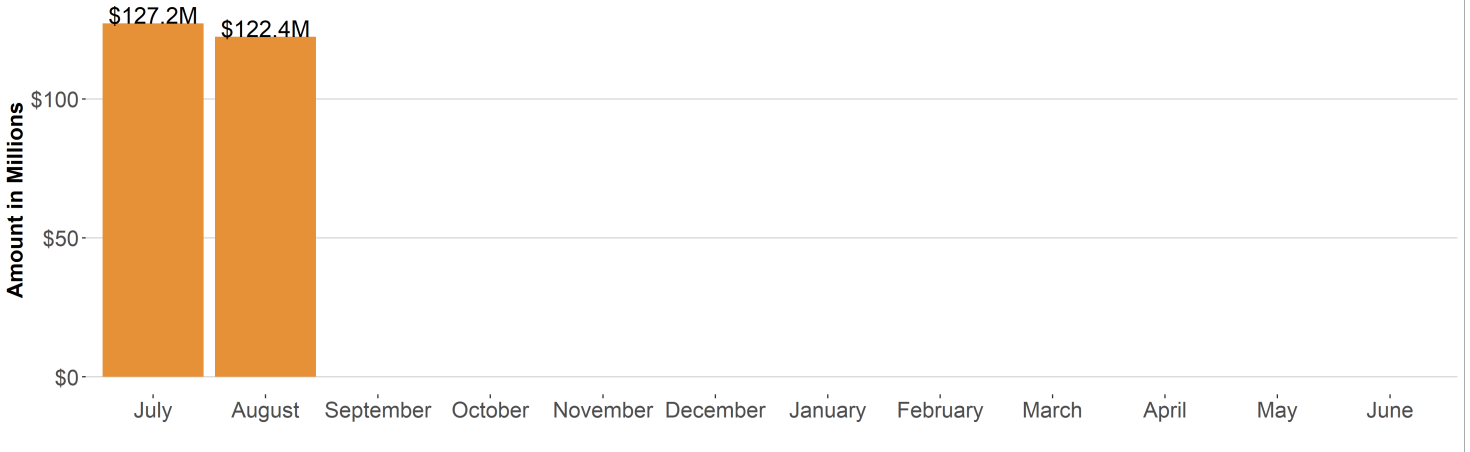
CURRENT MONTH COLLECTIONS

\$122.4M

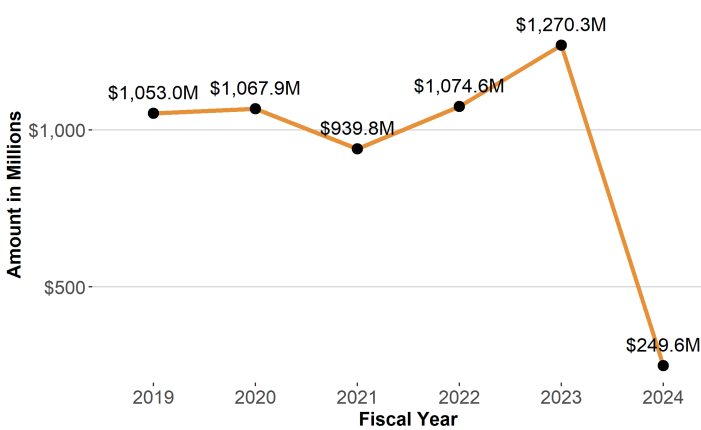
MONTHLY CHANGE

-1.1%

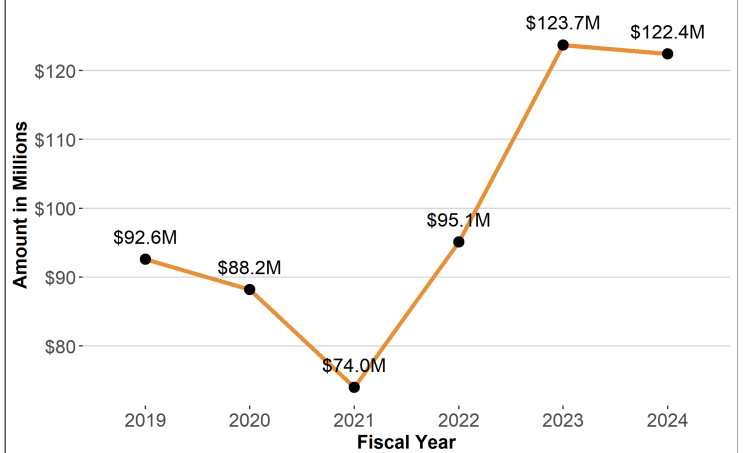
Fiscal Year 2024 Sales and Use Net Tax Collections (in millions) by Month



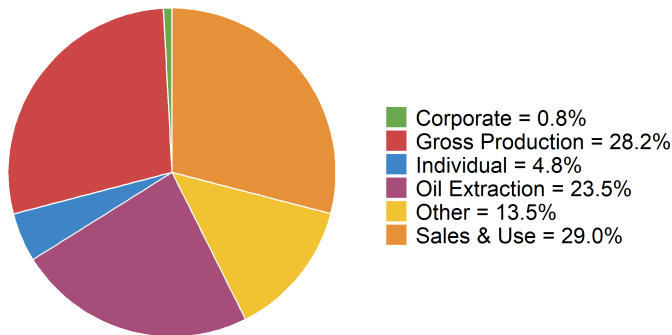
Total Sales and Use Net Tax Collections (in millions) by Fiscal Year *
* Collection amounts in the current fiscal year are year-to-date collections.



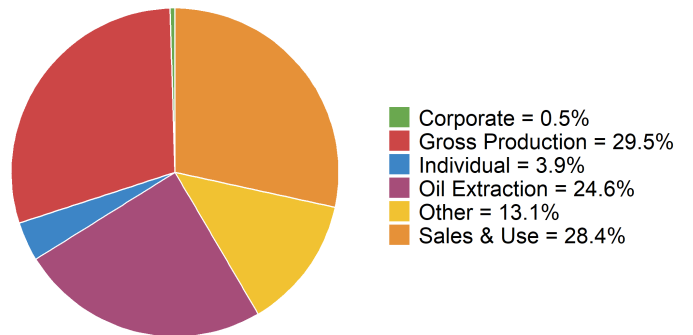
August Only Sales and Use Net Tax Collections (in millions) by Fiscal Year



Fiscal Year 2024 YTD Net Tax Collections by Tax Type



August 2023 Net Tax Collections by Tax Type



Oil & Gas Gross Production Tax Collections

FISCAL YEAR COLLECTIONS (YTD)

\$242.7M

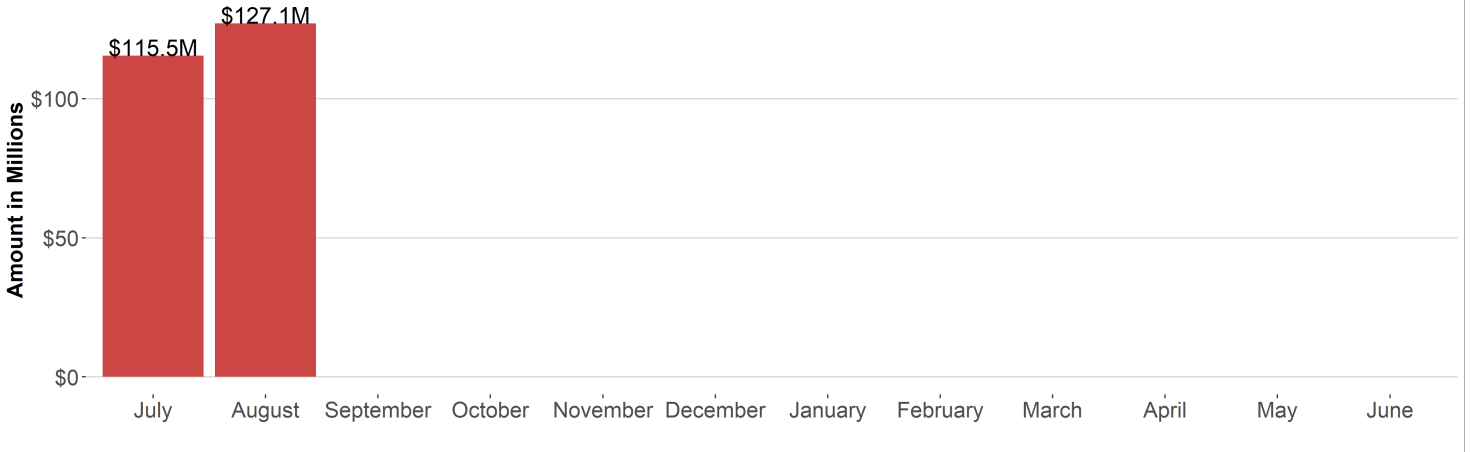
CURRENT MONTH COLLECTIONS

\$127.1M

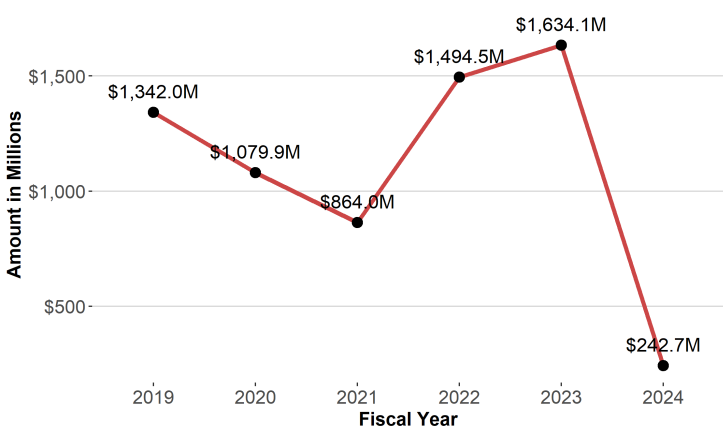
MONTHLY CHANGE

-20.0%

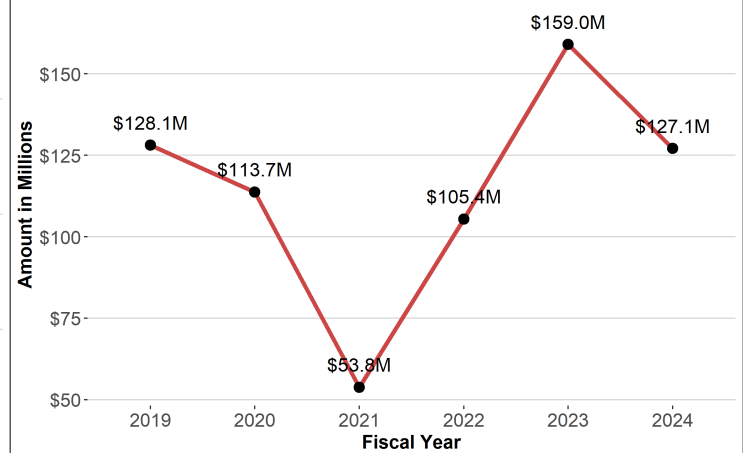
Fiscal Year 2024 Gross Production Net Tax Collections (in millions) by Month



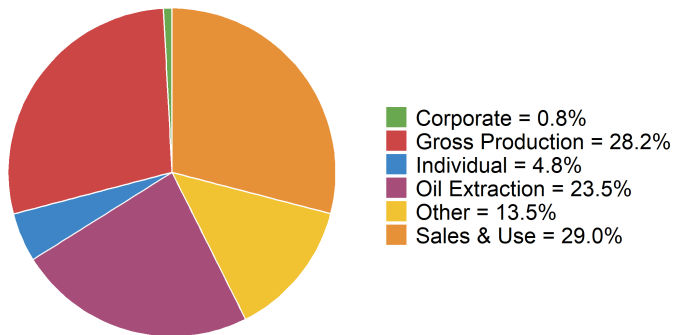
Total Gross Production Net Tax Collections (in millions) by Fiscal Year *
* Collection amounts in the current fiscal year are year-to-date collections.



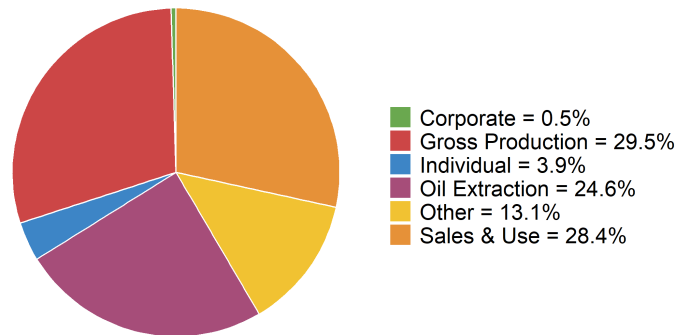
August Only Gross Production Net Tax Collections (in millions) by Fiscal Year



Fiscal Year 2024 YTD Net Tax Collections by Tax Type



August 2023 Net Tax Collections by Tax Type



Oil Extraction Tax Collections

FISCAL YEAR COLLECTIONS (YTD)

\$202.1M

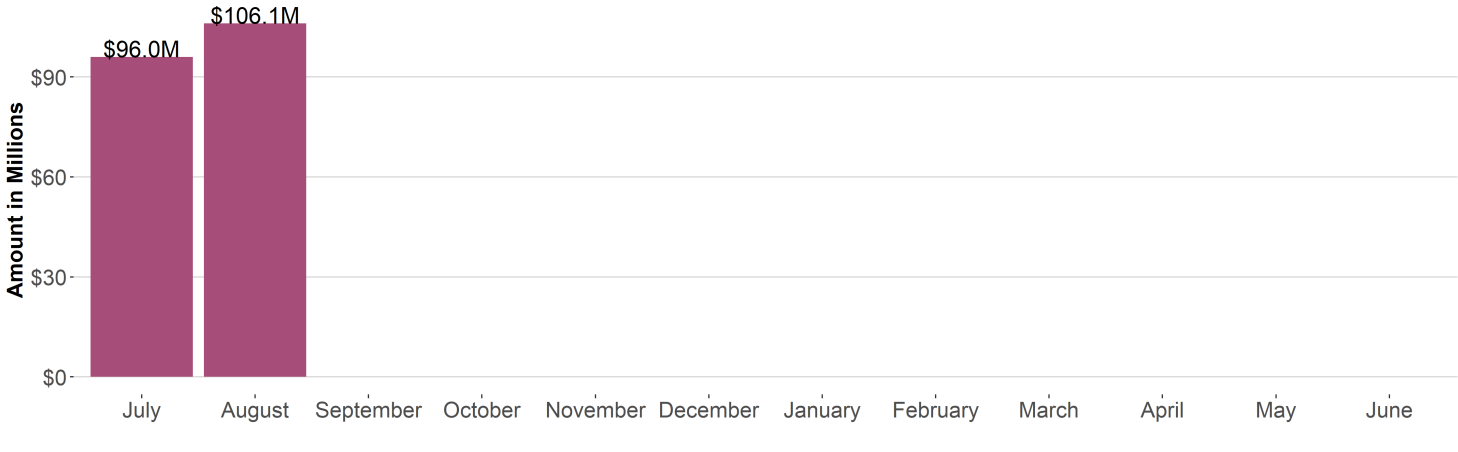
CURRENT MONTH COLLECTIONS

\$106.1M

MONTHLY CHANGE

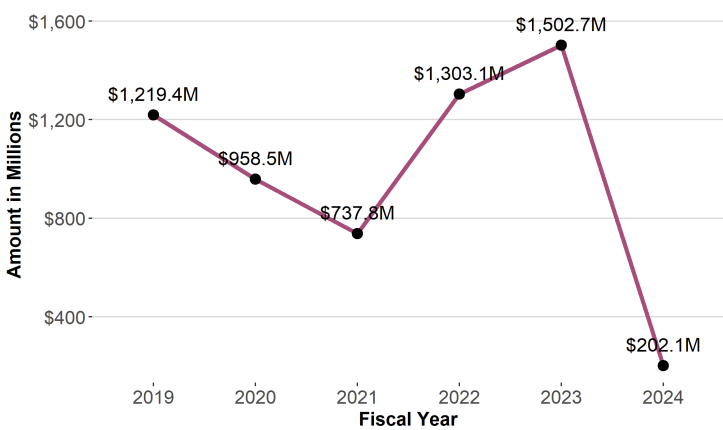
-35.7%

Fiscal Year 2024 Oil Extraction Tax Collections (in millions) by Month

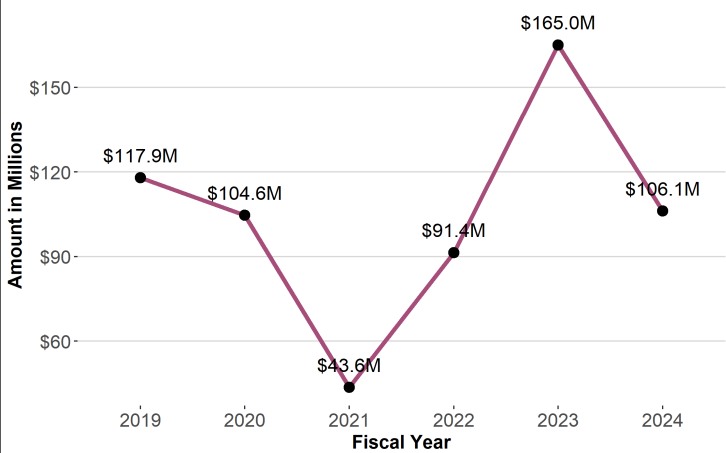


Total Oil Extraction Tax Collections (in millions) by Fiscal Year *

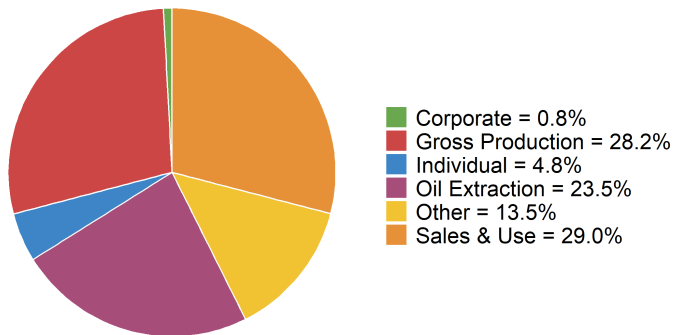
* Collection amounts in the current fiscal year are year-to-date collections.



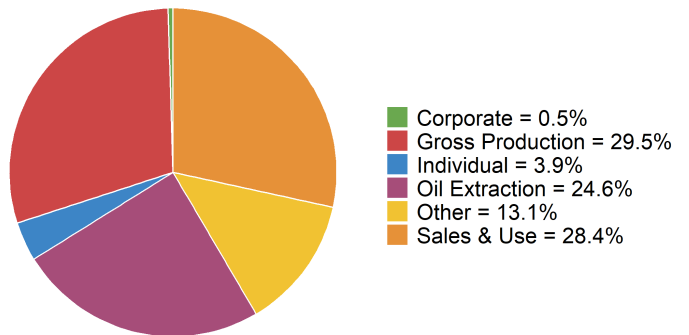
August Only Oil Extraction Tax Collections (in millions) by Fiscal Year



Fiscal Year 2024 YTD Net Tax Collections by Tax Type



August 2023 Net Tax Collections by Tax Type



Individual Income Tax Collections

FISCAL YEAR COLLECTIONS (YTD)

\$41.4M

CURRENT MONTH COLLECTIONS

\$16.6M

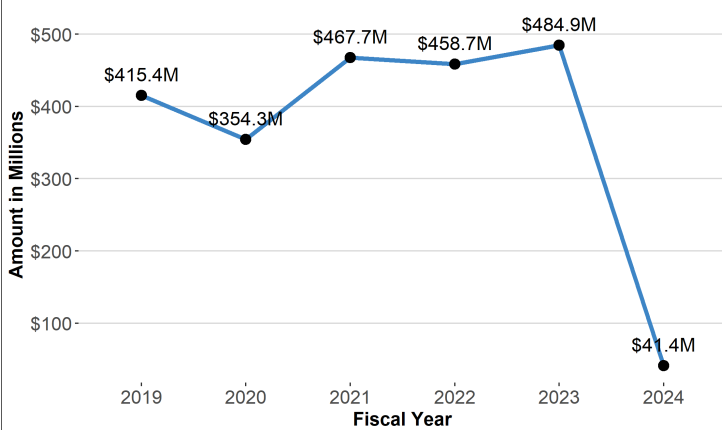
MONTHLY CHANGE

-59.0%

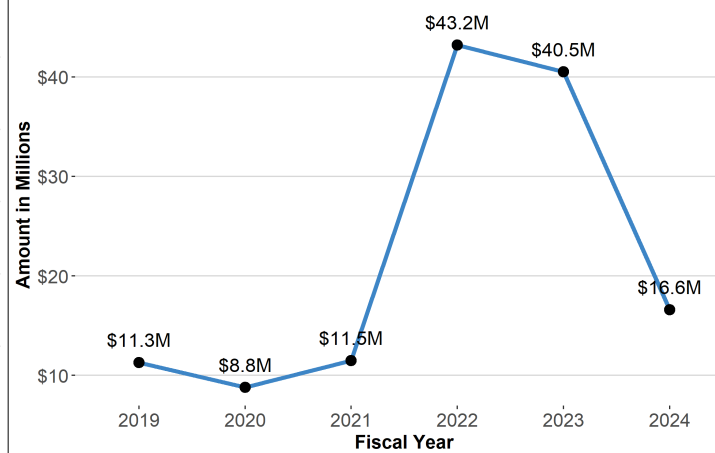
Fiscal Year 2024 Individual Income Tax Collections (in millions) by Month



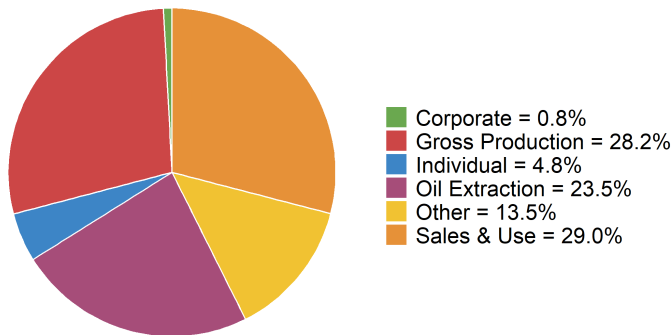
Total Individual Income Tax Collections (in millions) by Fiscal Year *
* Collection amounts in the current fiscal year are year-to-date collections.



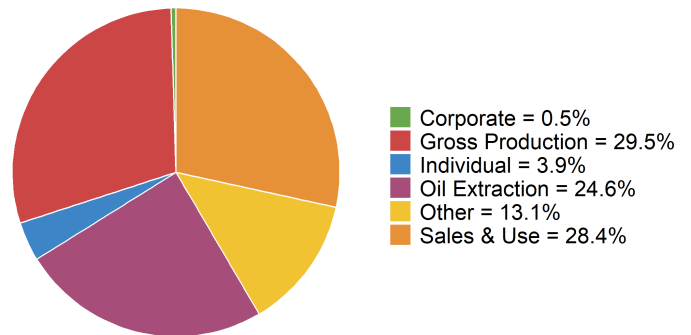
August Only Individual Income Tax Collections (in millions) by Fiscal Year



Fiscal Year 2024 YTD Net Tax Collections by Tax Type



August 2023 Net Tax Collections by Tax Type



Corporate Income Tax Collections

FISCAL YEAR COLLECTIONS (YTD)

\$7.2M

CURRENT MONTH COLLECTIONS

\$2.0M

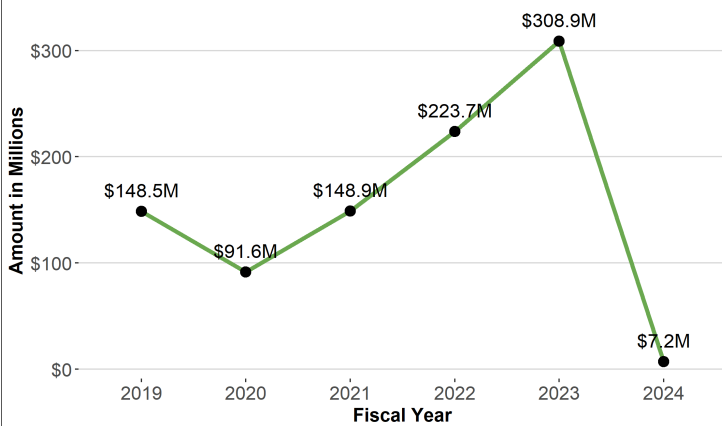
MONTHLY CHANGE

+146.4%

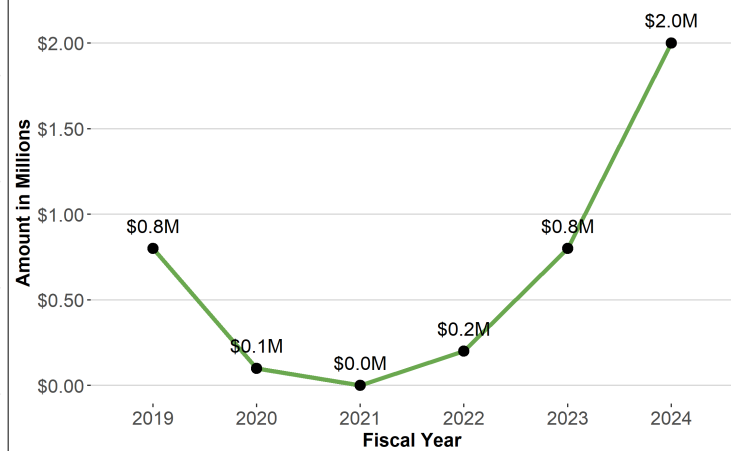
Fiscal Year 2024 Corporate Income Tax Collections (in millions) by Month



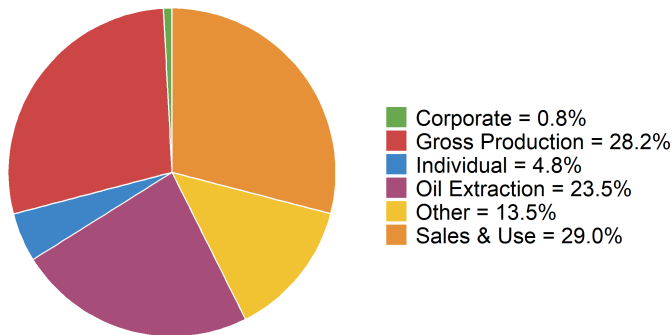
Total Corporate Income Tax Collections (in millions) by Fiscal Year *
* Collection amounts in the current fiscal year are year-to-date collections.



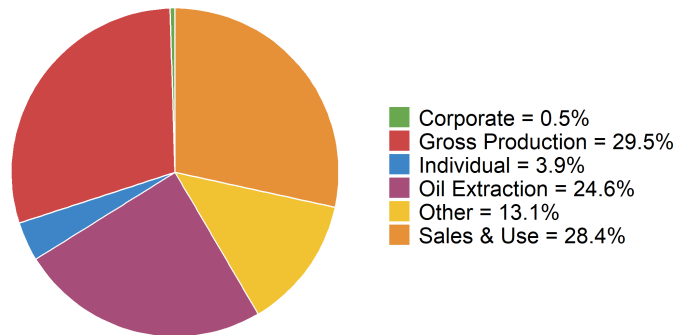
August Only Corporate Income Tax Collections (in millions) by Fiscal Year



Fiscal Year 2024 YTD Net Tax Collections by Tax Type



August 2023 Net Tax Collections by Tax Type



August 2023 Tax Collections

Tax Type	Gross Collections	Refunds	Net Collections
Cigarette Tax	\$1,357,066	\$0	\$1,357,066
Coal Conversion Tax	\$327,483	\$0	\$327,483
Coal Severance Tax	\$889,183	\$0	\$889,183
Corporate Income Tax	\$4,062,531	\$-2,000,000	\$2,062,531
Individual Income Tax	\$26,647,252	\$-10,000,000	\$16,647,252
Local Taxes	\$34,224,784	\$0	\$34,224,784
Miscellaneous and Bonds	\$2,412	\$0	\$2,412
Motor Vehicle Excise Tax	\$150,664	\$0	\$150,664
Motor Vehicle Fuel Tax	\$8,985,787	\$-30,000	\$8,955,787
Oil Extraction Tax	\$108,156,922	\$-2,054,102	\$106,102,820
Oil and Gas Gross Production Tax	\$127,183,761	\$0	\$127,183,761
Prepaid Wireless 911 Fee	\$95,233	\$0	\$95,233
Sales and Use Tax	\$123,830,828	\$-1,404,540	\$122,426,288
Special Fuel Tax	\$7,642,129	\$-55,000	\$7,587,129
Telecommunications Tax	\$1,369,580	\$-50	\$1,369,530
Tobacco Tax	\$619,295	\$0	\$619,295
Wholesale Liquor/Beer Tax	\$1,006,611	\$-34,925	\$971,686
Totals	\$446,551,520	\$-15,578,617	\$430,972,904

Fiscal Year 2024 Year-To-Date Tax Collections

Tax Type	Gross Collections	Refunds	Net Collections
Aircraft Excise Tax	\$678	\$0	\$678
Cigarette Tax	\$2,927,705	\$-5	\$2,927,700
Coal Conversion Tax	\$658,423	\$0	\$658,423
Coal Severance Tax	\$1,565,024	\$0	\$1,565,024
Corporate Income Tax	\$14,215,099	\$-7,000,000	\$7,215,099
Individual Income Tax	\$101,406,551	\$-60,000,000	\$41,406,551
Local Taxes	\$71,862,826	\$-1,315	\$71,861,511
Miscellaneous and Bonds	\$7,274	\$-2,500	\$4,774
Motor Vehicle Excise Tax	\$168,117	\$-726	\$167,391
Motor Vehicle Fuel Tax	\$18,938,056	\$-190,000	\$18,748,056
Oil Extraction Tax	\$204,810,168	\$-2,638,851	\$202,171,318
Oil and Gas Gross Production Tax	\$242,739,197	\$0	\$242,739,197
Prepaid Wireless 911 Fee	\$191,120	\$0	\$191,120
Provider Assessment	\$104,142	\$0	\$104,142
Sales and Use Tax	\$252,052,087	\$-2,374,240	\$249,677,847
Special Fuel Tax	\$15,636,968	\$-73,000	\$15,563,968
Telecommunications Tax	\$1,377,094	\$-50	\$1,377,044
Tobacco Tax	\$1,223,047	\$0	\$1,223,047
Wholesale Liquor/Beer Tax	\$2,110,260	\$-34,944	\$2,075,316
Totals	\$931,993,835	\$-72,315,631	\$859,678,204