



July 2023 Net Tax Collections

Fiscal Year 2024 - July 2023 through June 2024
 July is Month 1 of 12 in Fiscal Year 2024

Total Net Tax Collections

FISCAL YEAR COLLECTIONS (YTD)

\$428.7M

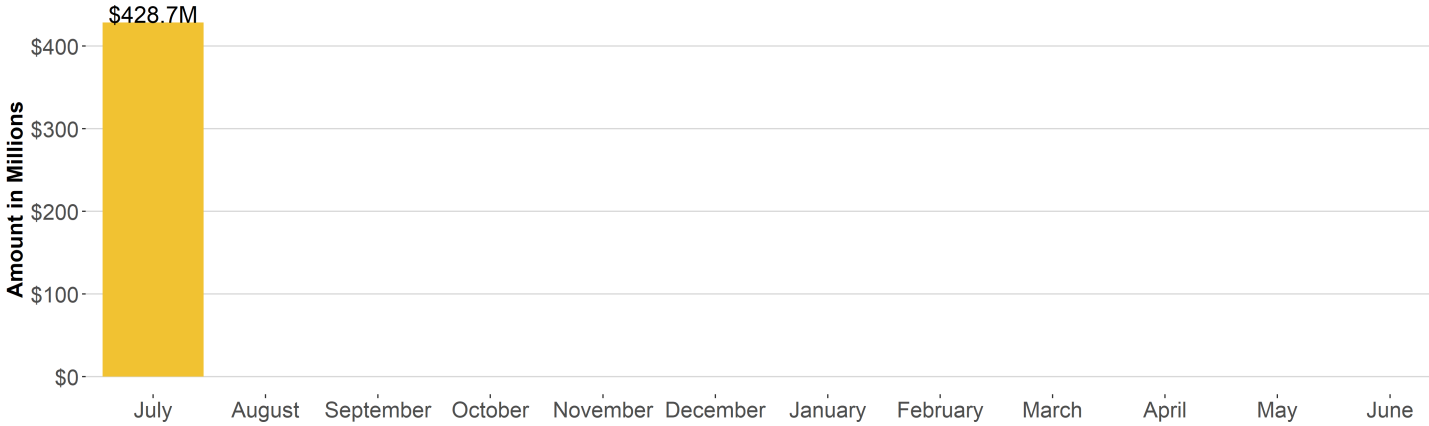
CURRENT MONTH COLLECTIONS

\$428.7M

MONTHLY CHANGE

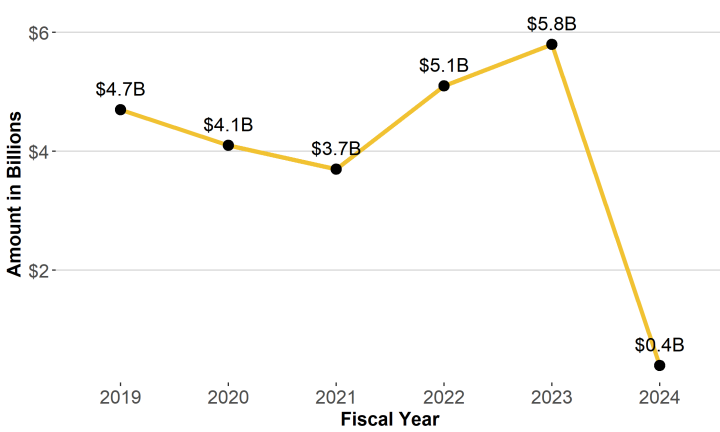
-26.3%

Fiscal Year 2024 Total Net Tax Collections (in millions) by Month

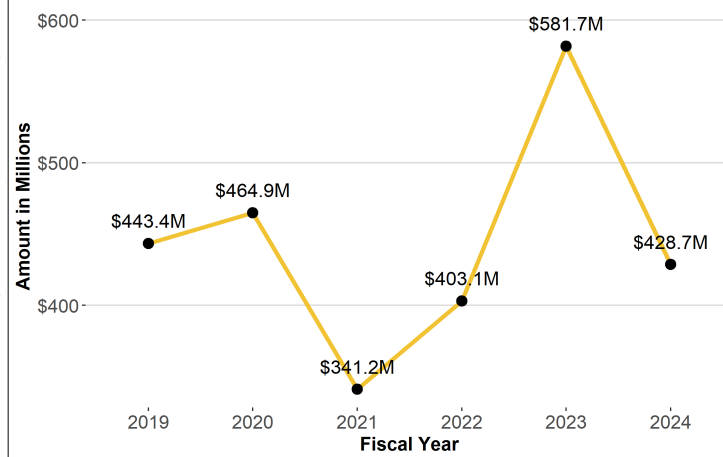


Total Net Tax Collections (in billions) by Fiscal Year *

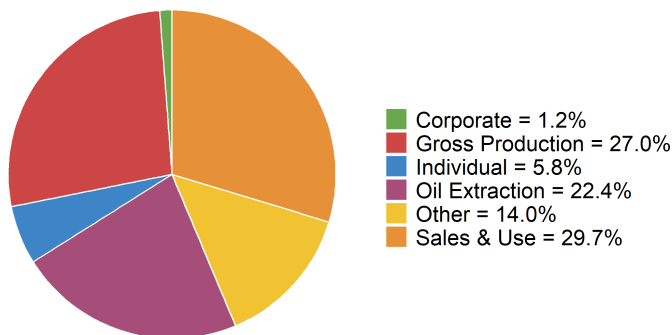
* Collection amounts in the current fiscal year are year-to-date collections.



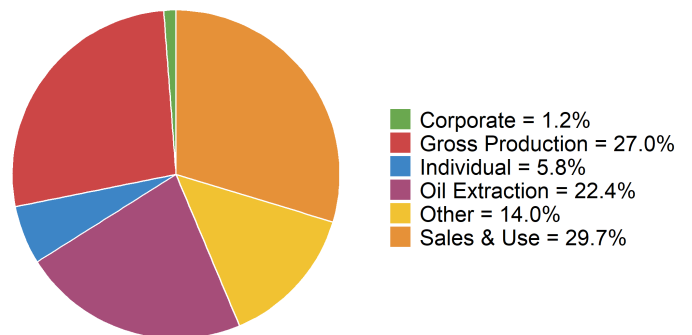
July Only Total Net Tax Collections (in millions) by Fiscal Year



Fiscal Year 2024 YTD Net Tax Collections by Tax Type



July 2023 Net Tax Collections by Tax Type



Sales and Use Net Tax Collections

FISCAL YEAR COLLECTIONS (YTD)

\$127.2M

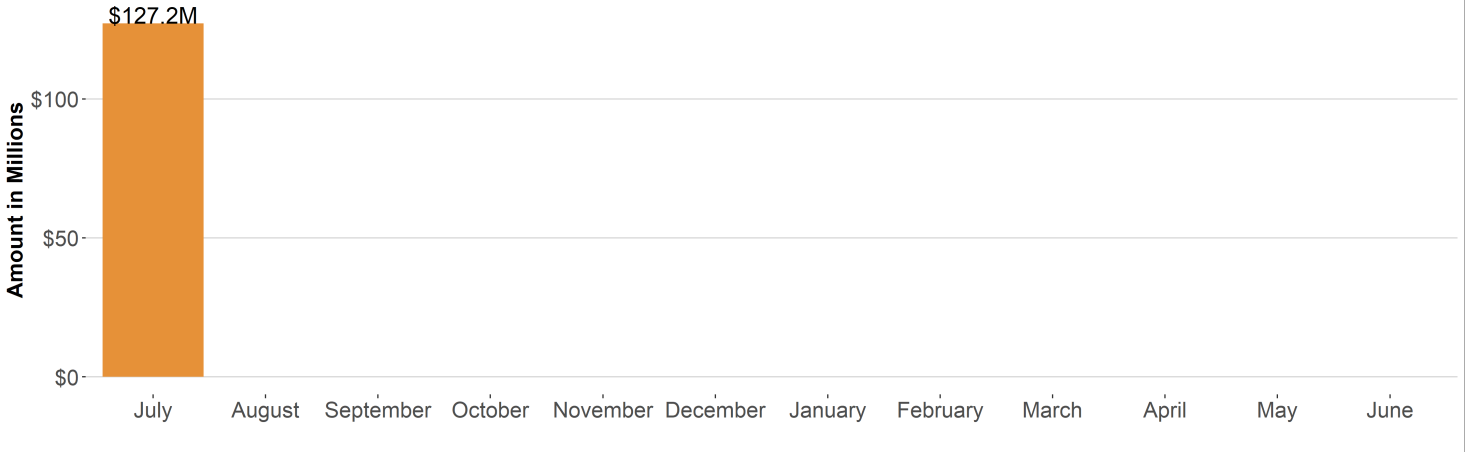
CURRENT MONTH COLLECTIONS

\$127.2M

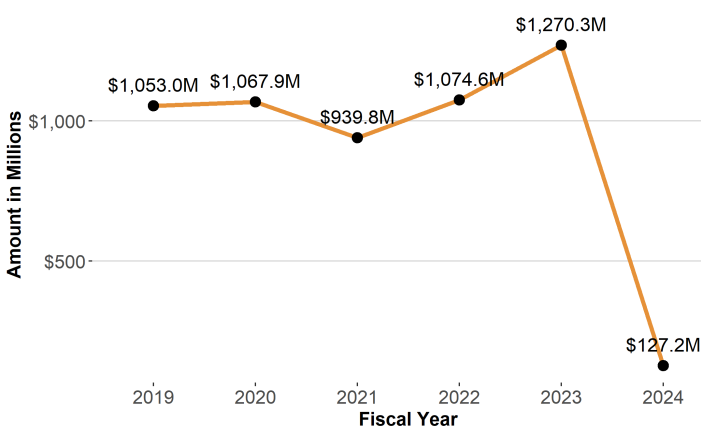
MONTHLY CHANGE

+29.9%

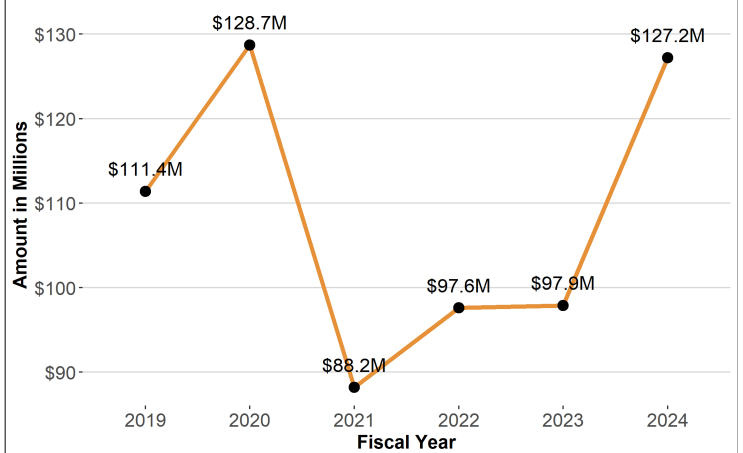
Fiscal Year 2024 Sales and Use Net Tax Collections (in millions) by Month



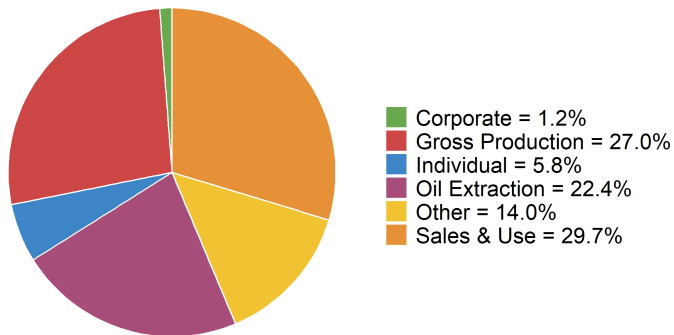
Total Sales and Use Net Tax Collections (in millions) by Fiscal Year *
* Collection amounts in the current fiscal year are year-to-date collections.



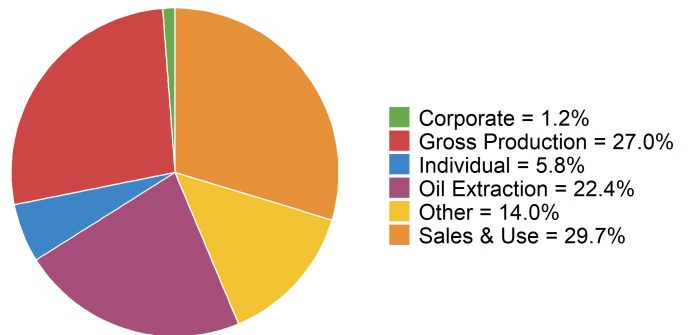
July Only Sales and Use Net Tax Collections (in millions) by Fiscal Year



Fiscal Year 2024 YTD Net Tax Collections by Tax Type



July 2023 Net Tax Collections by Tax Type



Oil & Gas Gross Production Tax Collections

FISCAL YEAR COLLECTIONS (YTD)

\$115.5M

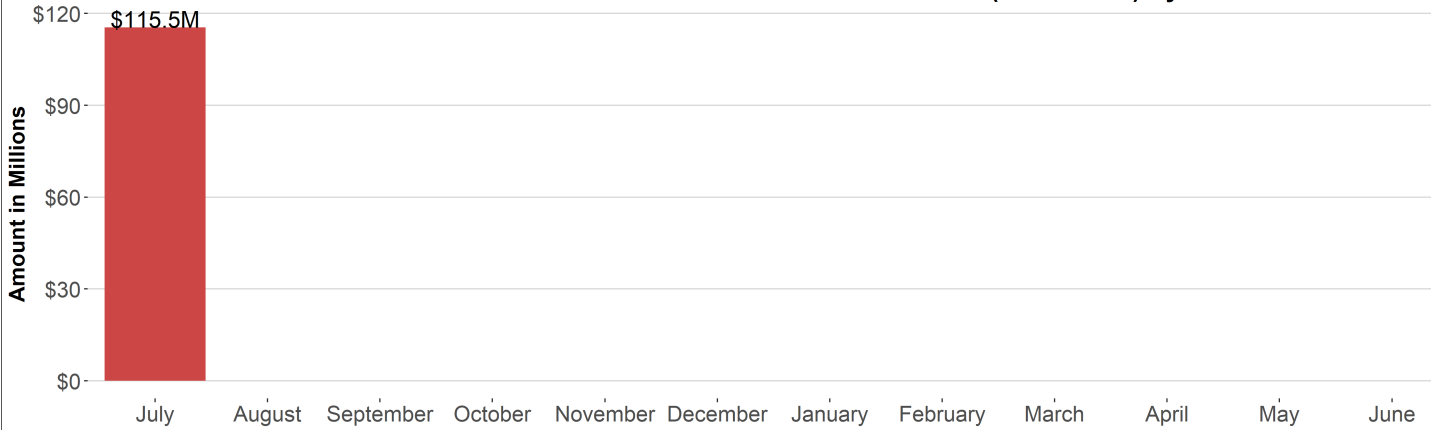
CURRENT MONTH COLLECTIONS

\$115.5M

MONTHLY CHANGE

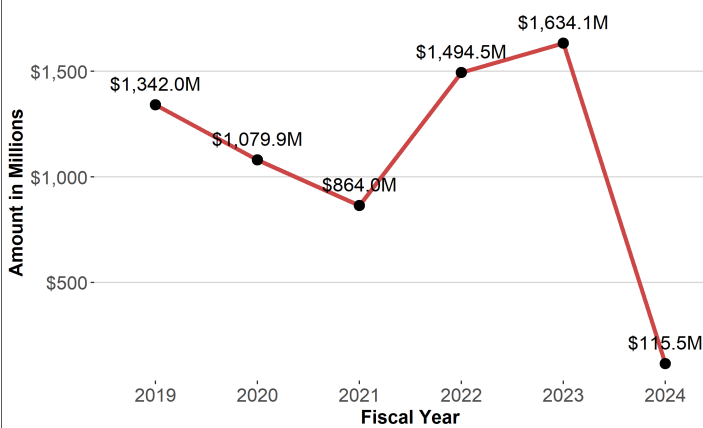
-38.4%

Fiscal Year 2024 Gross Production Net Tax Collections (in millions) by Month

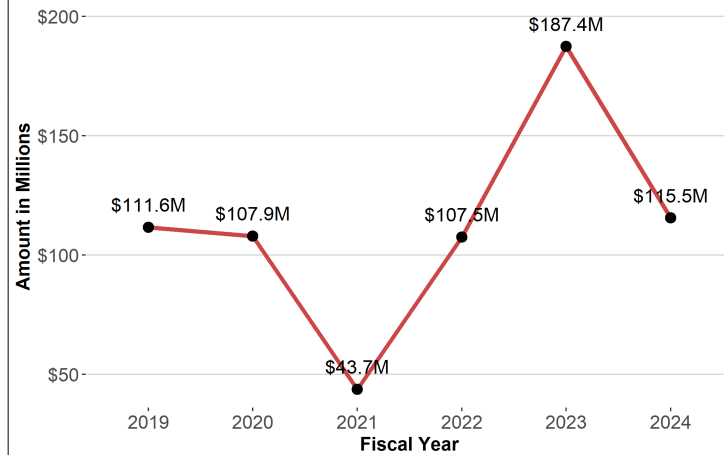


Total Gross Production Net Tax Collections (in millions) by Fiscal Year *

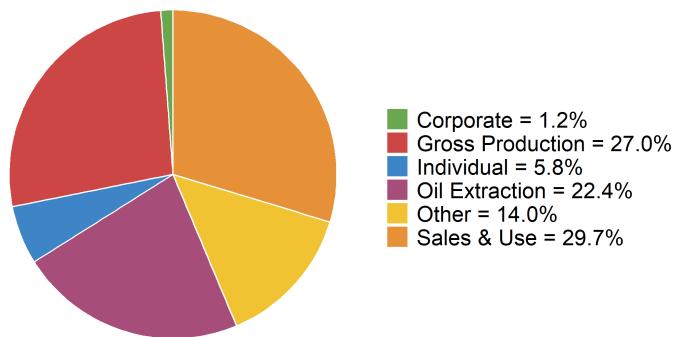
* Collection amounts in the current fiscal year are year-to-date collections.



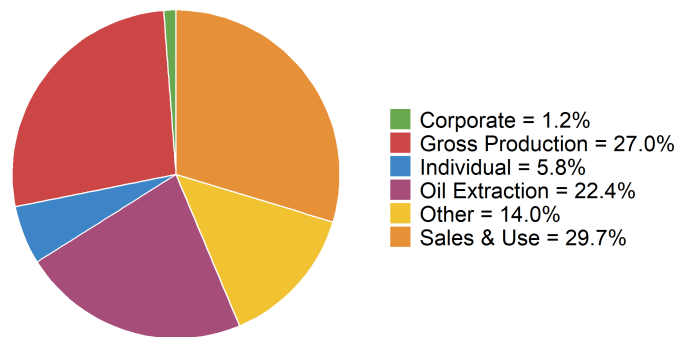
July Only Gross Production Net Tax Collections (in millions) by Fiscal Year



Fiscal Year 2024 YTD Net Tax Collections by Tax Type



July 2023 Net Tax Collections by Tax Type



Oil Extraction Tax Collections

FISCAL YEAR COLLECTIONS (YTD)

\$96.0M

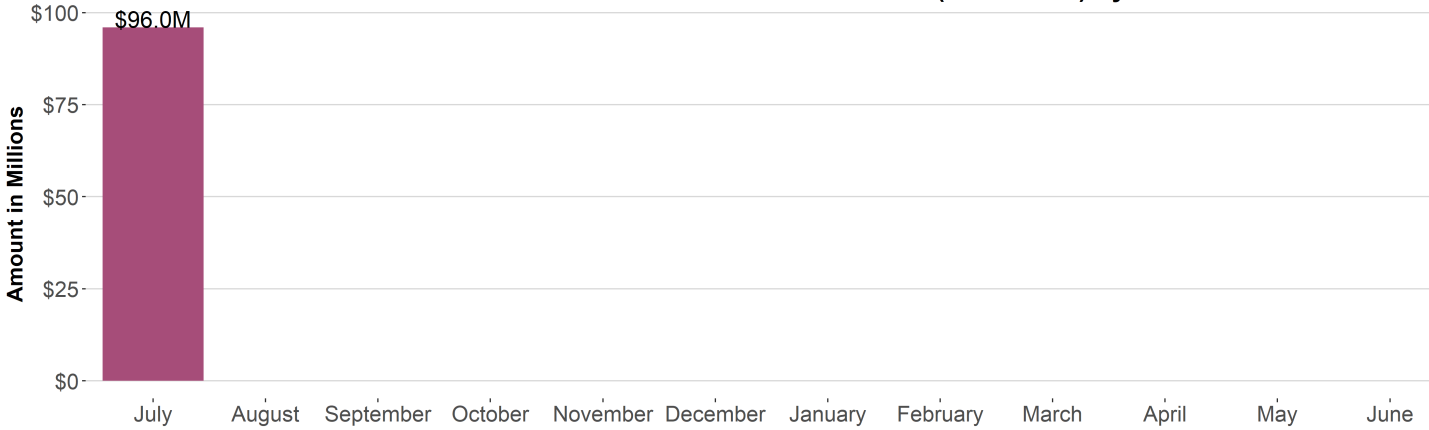
CURRENT MONTH COLLECTIONS

\$96.0M

MONTHLY CHANGE

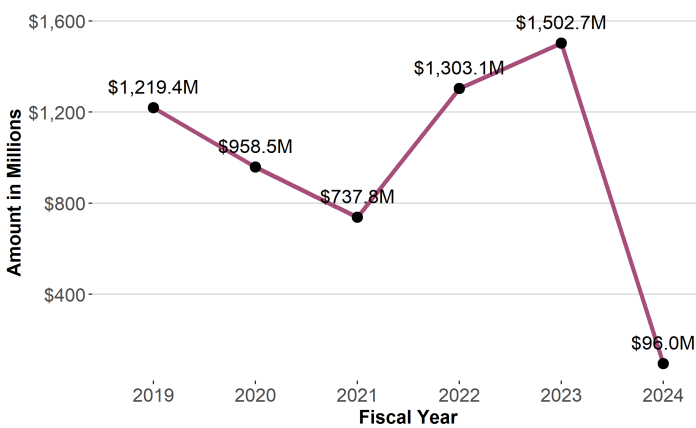
-50.1%

Fiscal Year 2024 Oil Extraction Tax Collections (in millions) by Month

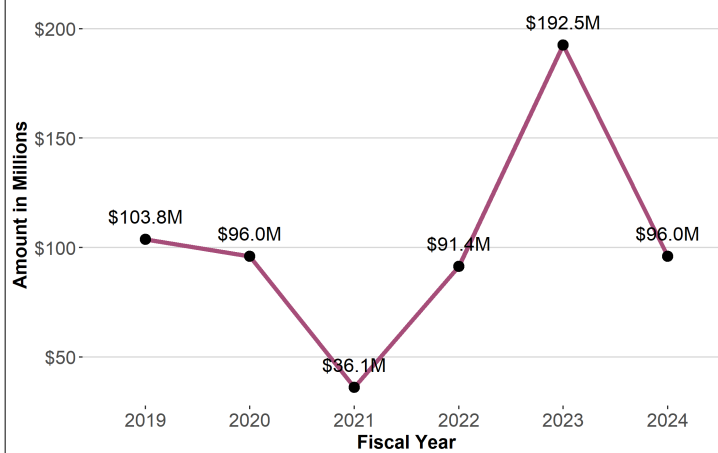


Total Oil Extraction Tax Collections (in millions) by Fiscal Year *

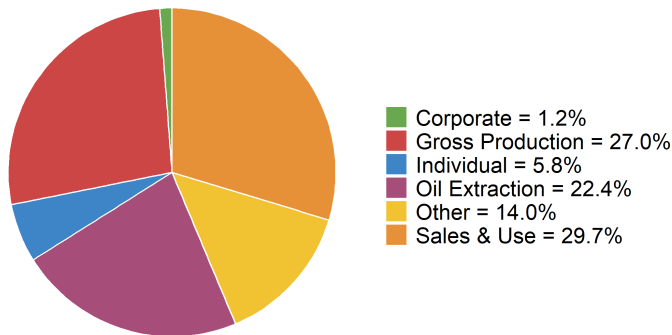
* Collection amounts in the current fiscal year are year-to-date collections.



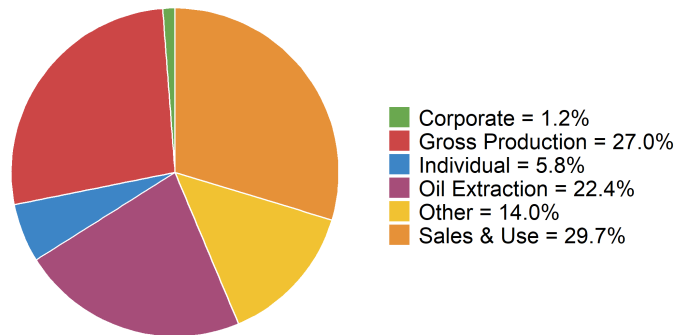
July Only Oil Extraction Tax Collections (in millions) by Fiscal Year



Fiscal Year 2024 YTD Net Tax Collections by Tax Type



July 2023 Net Tax Collections by Tax Type



Individual Income Tax Collections

FISCAL YEAR COLLECTIONS (YTD)

\$24.7M

CURRENT MONTH COLLECTIONS

\$24.7M

MONTHLY CHANGE

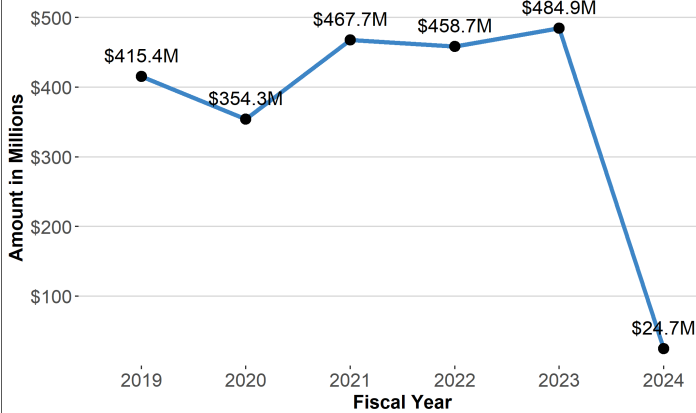
-49.8%

Fiscal Year 2024 Individual Income Tax Collections (in millions) by Month

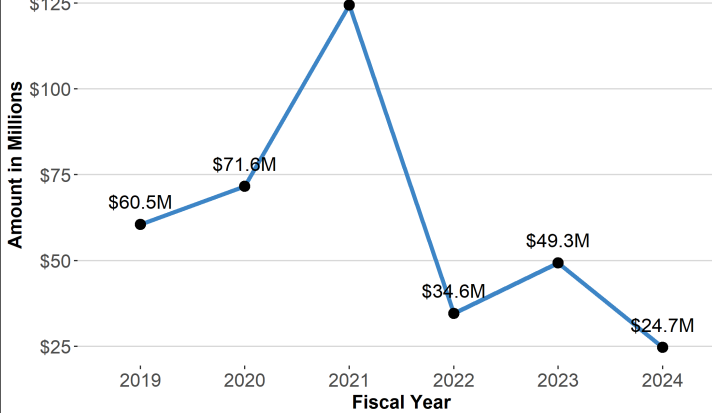


Total Individual Income Tax Collections (in millions) by Fiscal Year *

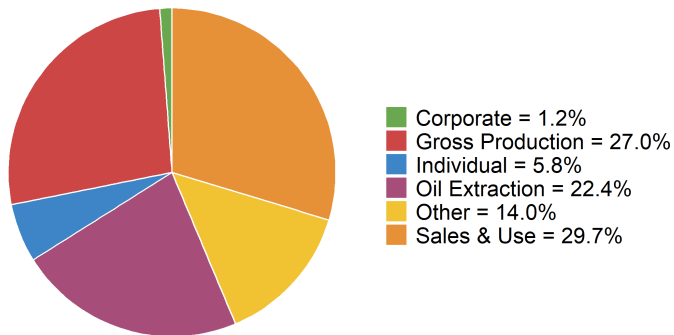
* Collection amounts in the current fiscal year are year-to-date collections.



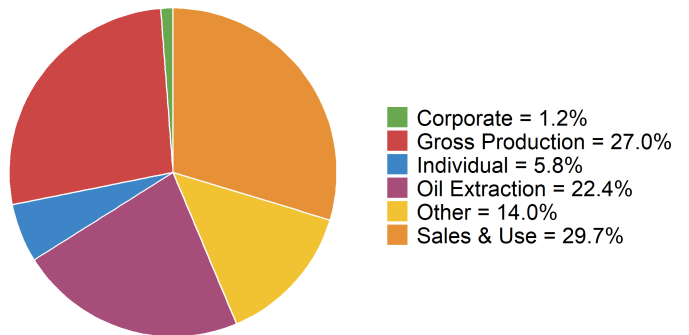
July Only Individual Income Tax Collections (in millions) by Fiscal Year



Fiscal Year 2024 YTD Net Tax Collections by Tax Type



July 2023 Net Tax Collections by Tax Type



Corporate Income Tax Collections

FISCAL YEAR COLLECTIONS (YTD)

\$5.1M

CURRENT MONTH COLLECTIONS

\$5.1M

MONTHLY CHANGE

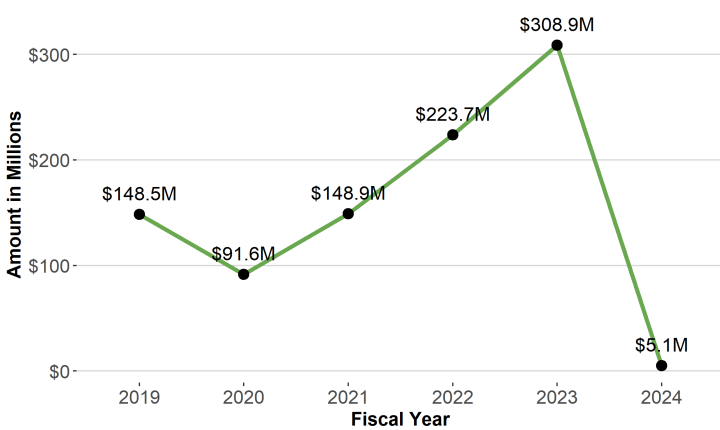
+5.8%

Fiscal Year 2024 Corporate Income Tax Collections (in millions) by Month

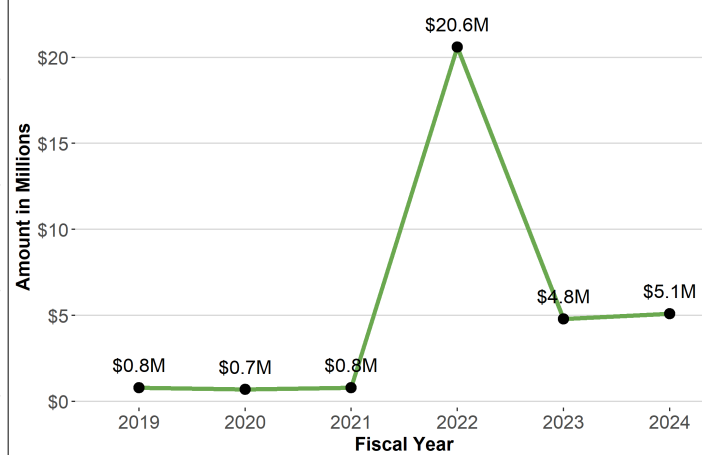


Total Corporate Income Tax Collections (in millions) by Fiscal Year *

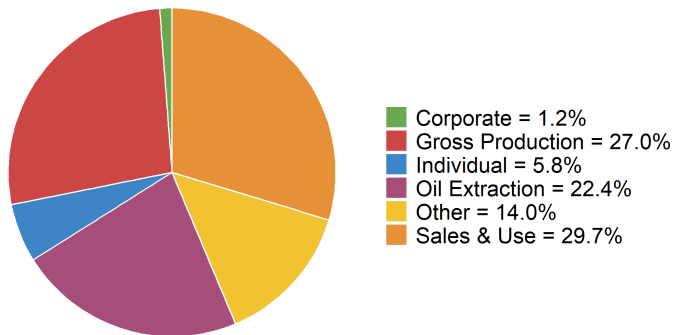
* Collection amounts in the current fiscal year are year-to-date collections.



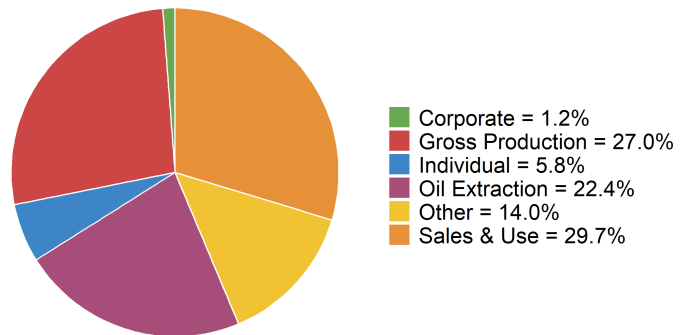
July Only Corporate Income Tax Collections (in millions) by Fiscal Year



Fiscal Year 2024 YTD Net Tax Collections by Tax Type



July 2023 Net Tax Collections by Tax Type



July 2023 Tax Collections

Tax Type	Gross Collections	Refunds	Net Collections
Aircraft Excise Tax	\$678	\$0	\$678
Cigarette Tax	\$1,570,639	\$-5	\$1,570,634
Coal Conversion Tax	\$330,940	\$0	\$330,940
Coal Severance Tax	\$675,841	\$0	\$675,841
Corporate Income Tax	\$10,152,568	\$-5,000,000	\$5,152,568
Individual Income Tax	\$74,759,299	\$-50,000,000	\$24,759,299
Local Taxes	\$37,638,041	\$-1,315	\$37,636,726
Miscellaneous and Bonds	\$4,862	\$-2,500	\$2,362
Motor Vehicle Excise Tax	\$17,453	\$-726	\$16,727
Motor Vehicle Fuel Tax	\$9,952,269	\$-160,000	\$9,792,269
Oil Extraction Tax	\$96,653,246	\$-584,749	\$96,068,497
Oil and Gas Gross Production Tax	\$115,555,436	\$0	\$115,555,436
Prepaid Wireless 911 Fee	\$95,887	\$0	\$95,887
Provider Assessment	\$104,142	\$0	\$104,142
Sales and Use Tax	\$128,221,259	\$-969,700	\$127,251,559
Special Fuel Tax	\$7,994,838	\$-18,000	\$7,976,838
Telecommunications Tax	\$7,514	\$0	\$7,514
Tobacco Tax	\$603,752	\$0	\$603,752
Wholesale Liquor/Beer Tax	\$1,103,649	\$-19	\$1,103,630
Totals	\$485,442,315	\$-56,737,014	\$428,705,300

Fiscal Year 2024 Year-To-Date Tax Collections

Tax Type	Gross Collections	Refunds	Net Collections
Aircraft Excise Tax	\$678	\$0	\$678
Cigarette Tax	\$1,570,639	\$-5	\$1,570,634
Coal Conversion Tax	\$330,940	\$0	\$330,940
Coal Severance Tax	\$675,841	\$0	\$675,841
Corporate Income Tax	\$10,152,568	\$-5,000,000	\$5,152,568
Individual Income Tax	\$74,759,299	\$-50,000,000	\$24,759,299
Local Taxes	\$37,638,041	\$-1,315	\$37,636,726
Miscellaneous and Bonds	\$4,862	\$-2,500	\$2,362
Motor Vehicle Excise Tax	\$17,453	\$-726	\$16,727
Motor Vehicle Fuel Tax	\$9,952,269	\$-160,000	\$9,792,269
Oil Extraction Tax	\$96,653,246	\$-584,749	\$96,068,497
Oil and Gas Gross Production Tax	\$115,555,436	\$0	\$115,555,436
Prepaid Wireless 911 Fee	\$95,887	\$0	\$95,887
Provider Assessment	\$104,142	\$0	\$104,142
Sales and Use Tax	\$128,221,259	\$-969,700	\$127,251,559
Special Fuel Tax	\$7,994,838	\$-18,000	\$7,976,838
Telecommunications Tax	\$7,514	\$0	\$7,514
Tobacco Tax	\$603,752	\$0	\$603,752
Wholesale Liquor/Beer Tax	\$1,103,649	\$-19	\$1,103,630
Totals	\$485,442,315	\$-56,737,014	\$428,705,300