



# March 2024 Net Tax Collections

Fiscal Year 2024 - July 2023 through June 2024  
 March is Month 9 of 12 in Fiscal Year 2024

## Total Net Tax Collections

FISCAL YEAR COLLECTIONS (YTD)

**\$4.1B**

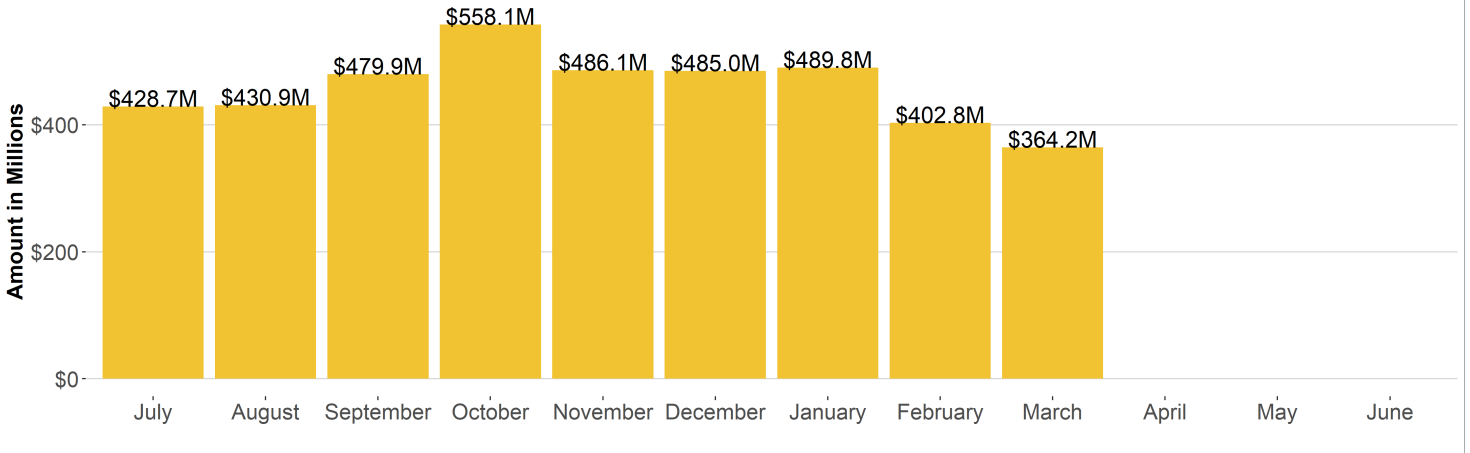
CURRENT MONTH COLLECTIONS

**\$364.2M**

MONTHLY CHANGE

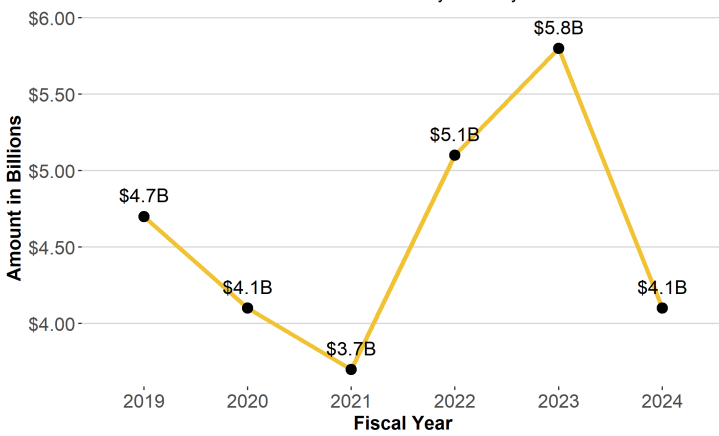
**-5.8%**

Fiscal Year 2024 Total Net Tax Collections (in millions) by Month

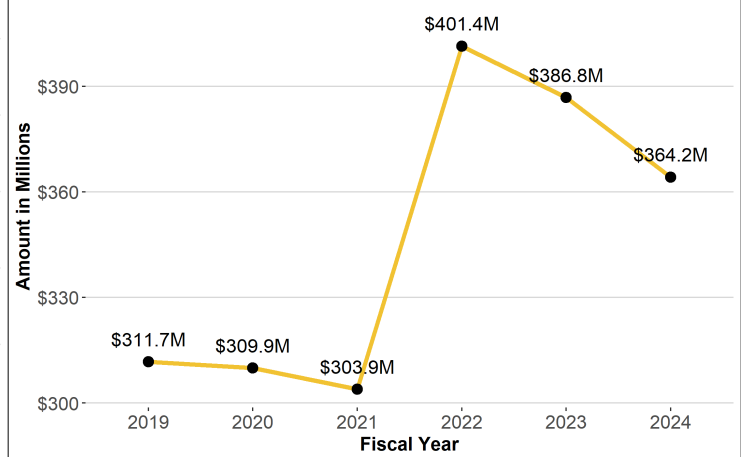


Total Net Tax Collections (in billions) by Fiscal Year \*

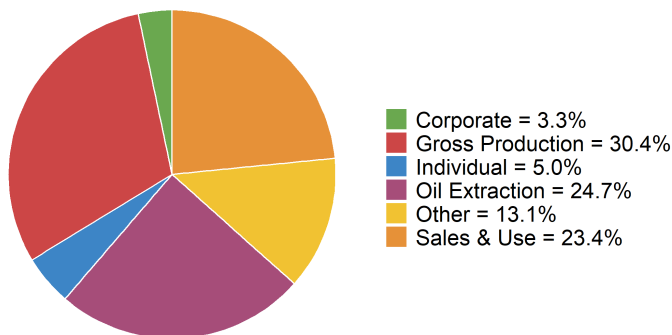
\* Collection amounts in the current fiscal year are year-to-date collections.



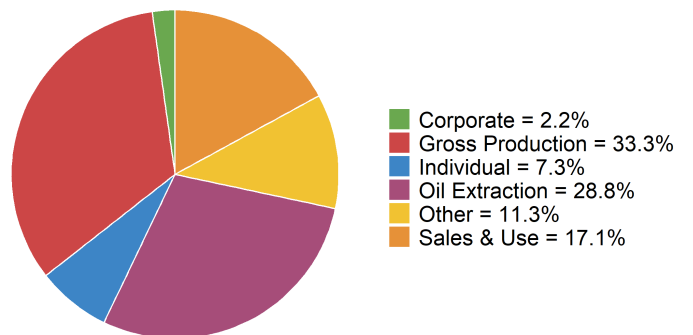
March Only Total Net Tax Collections (in millions) by Fiscal Year



Fiscal Year 2024 YTD Net Tax Collections by Tax Type



March 2024 Net Tax Collections by Tax Type



# Sales and Use Net Tax Collections

FISCAL YEAR COLLECTIONS (YTD)

**\$966.8M**

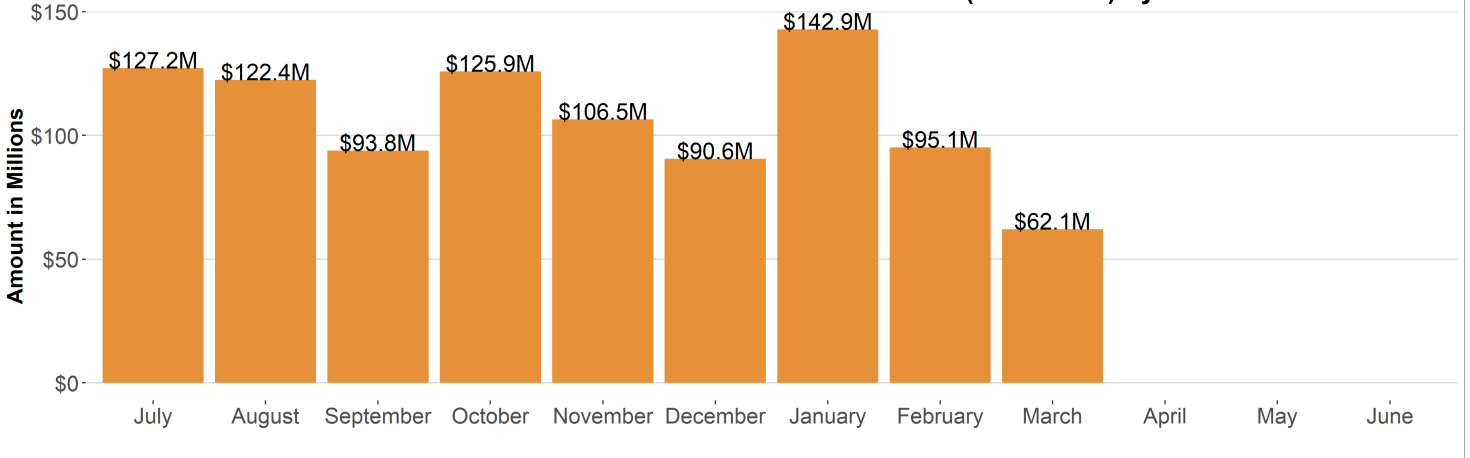
CURRENT MONTH COLLECTIONS

**\$62.1M**

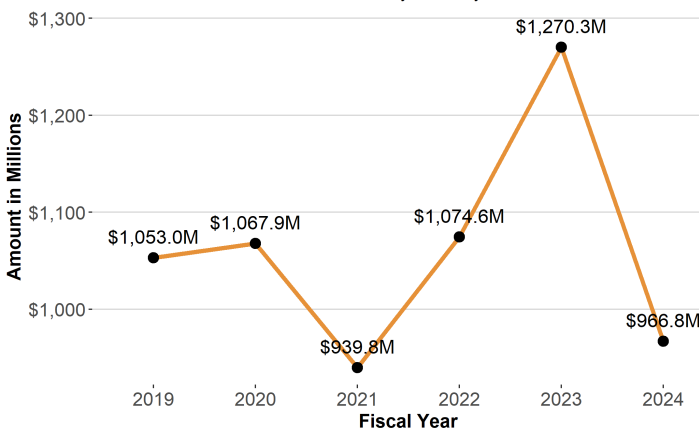
MONTHLY CHANGE

**-29.8%**

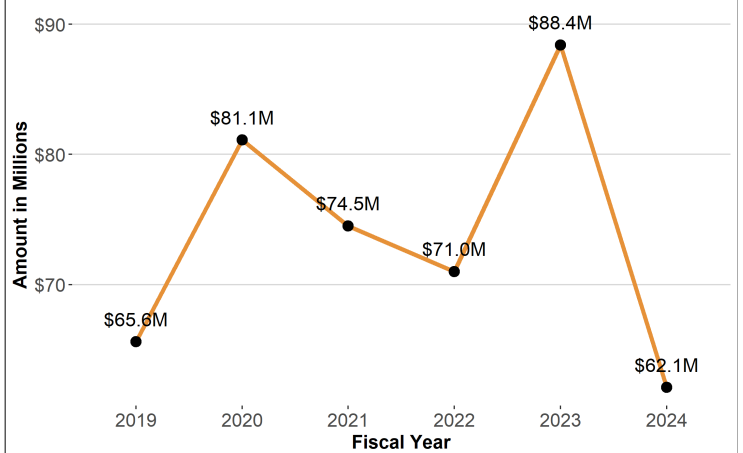
Fiscal Year 2024 Sales and Use Net Tax Collections (in millions) by Month



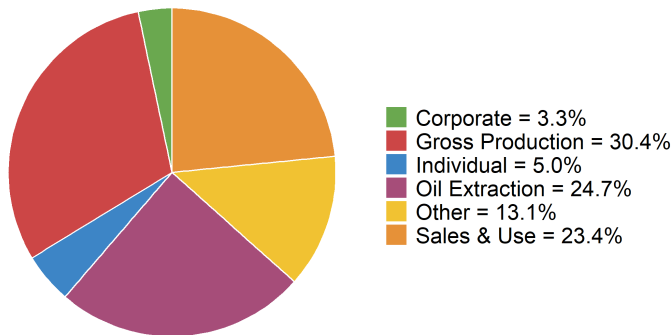
Total Sales and Use Net Tax Collections (in millions) by Fiscal Year \*  
\* Collection amounts in the current fiscal year are year-to-date collections.



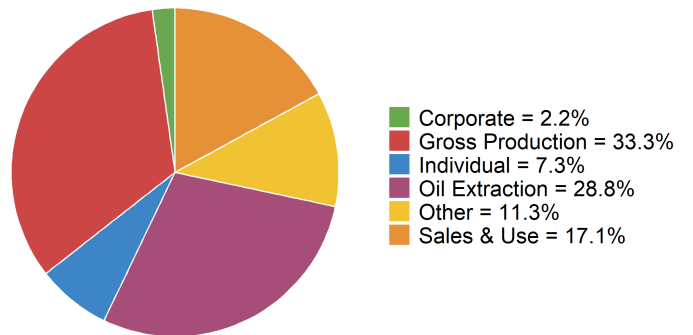
March Only Sales and Use Net Tax Collections (in millions) by Fiscal Year



Fiscal Year 2024 YTD Net Tax Collections by Tax Type



March 2024 Net Tax Collections by Tax Type



# Oil & Gas Gross Production Tax Collections

**FISCAL YEAR COLLECTIONS (YTD)**

**\$1.2B**

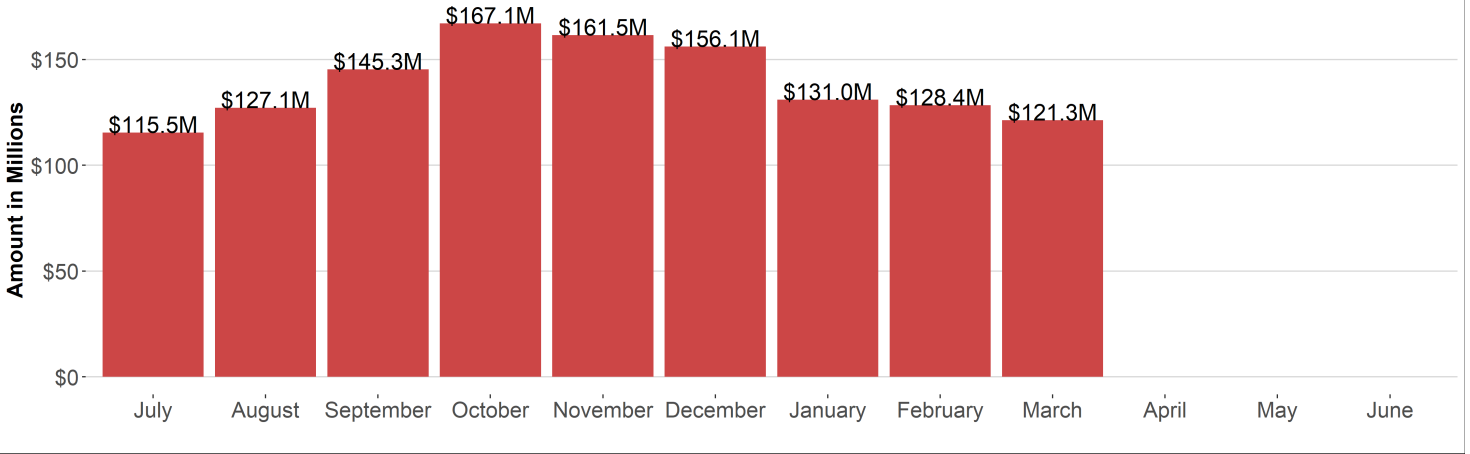
**CURRENT MONTH COLLECTIONS**

**\$121.3M**

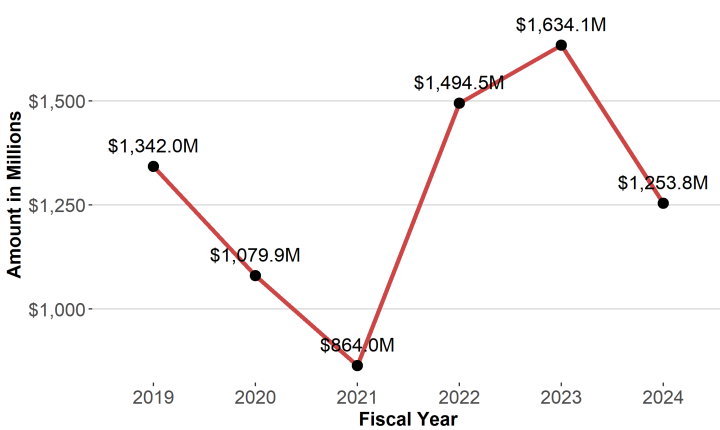
**MONTHLY CHANGE**

**+2.7%**

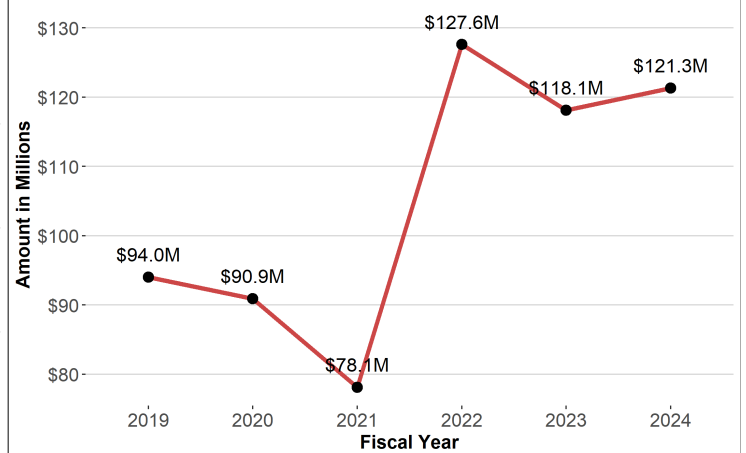
**Fiscal Year 2024 Gross Production Net Tax Collections (in millions) by Month**



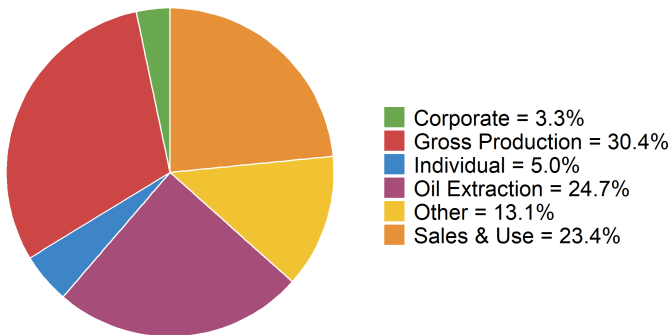
**Total Gross Production Net Tax Collections (in millions) by Fiscal Year \***  
\* Collection amounts in the current fiscal year are year-to-date collections.



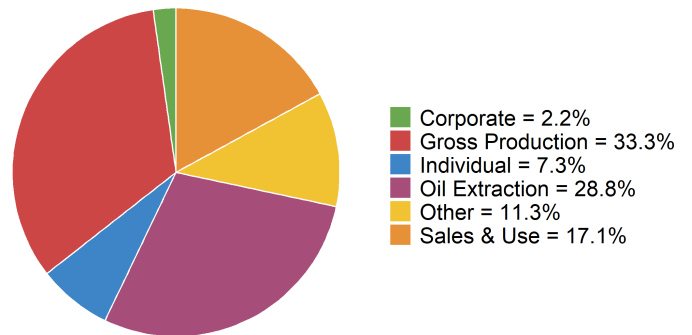
**March Only Gross Production Net Tax Collections (in millions) by Fiscal Year**



**Fiscal Year 2024 YTD Net Tax Collections by Tax Type**



**March 2024 Net Tax Collections by Tax Type**



# Oil Extraction Tax Collections

FISCAL YEAR COLLECTIONS (YTD)

**\$1.0B**

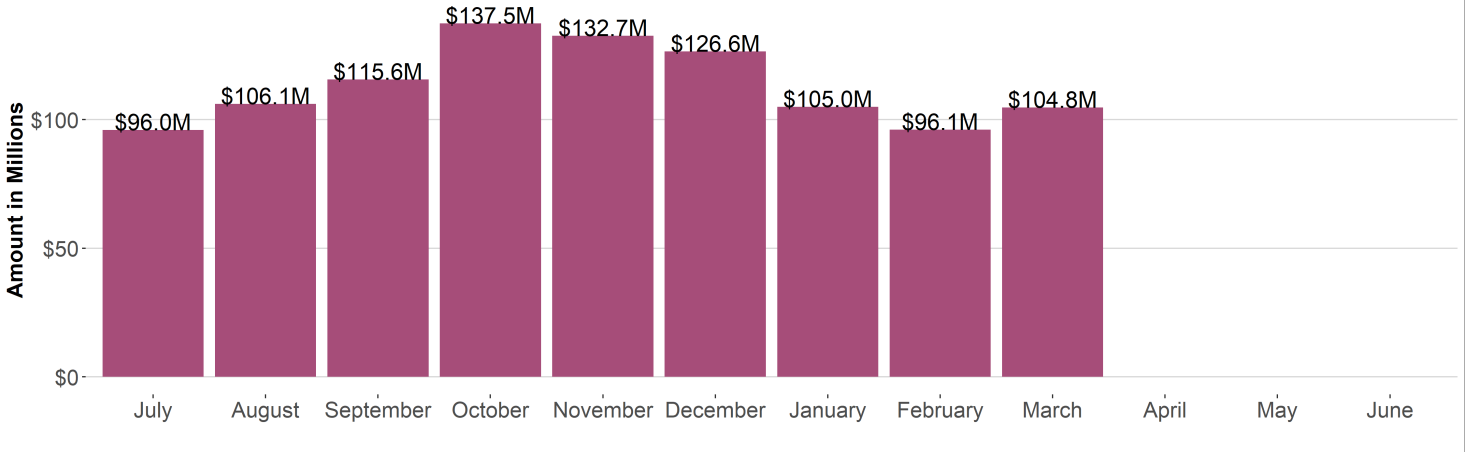
CURRENT MONTH COLLECTIONS

**\$104.8M**

MONTHLY CHANGE

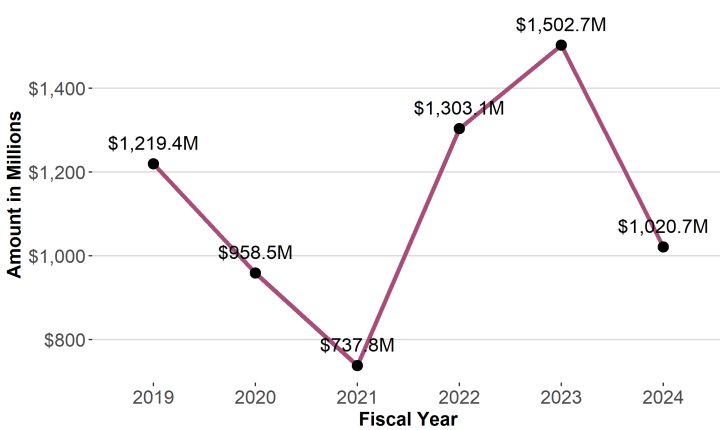
**+6.3%**

Fiscal Year 2024 Oil Extraction Tax Collections (in millions) by Month

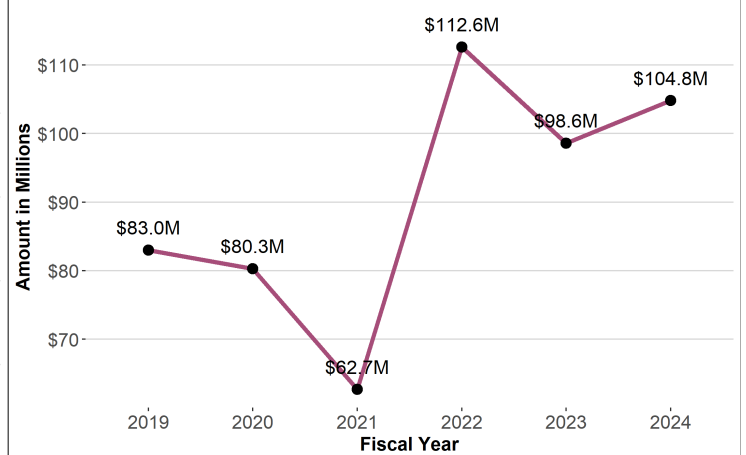


Total Oil Extraction Tax Collections (in millions) by Fiscal Year \*

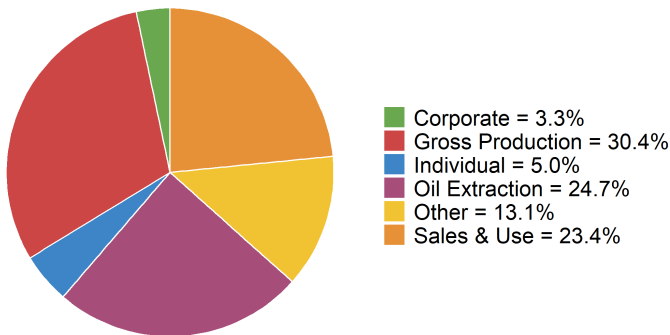
\* Collection amounts in the current fiscal year are year-to-date collections.



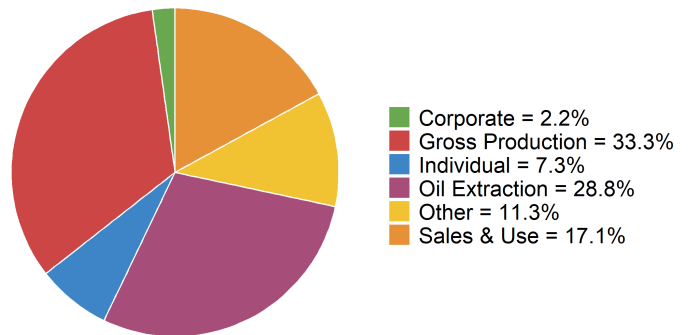
March Only Oil Extraction Tax Collections (in millions) by Fiscal Year



Fiscal Year 2024 YTD Net Tax Collections by Tax Type



March 2024 Net Tax Collections by Tax Type



# Individual Income Tax Collections

**FISCAL YEAR COLLECTIONS (YTD)**

**\$205.1M**

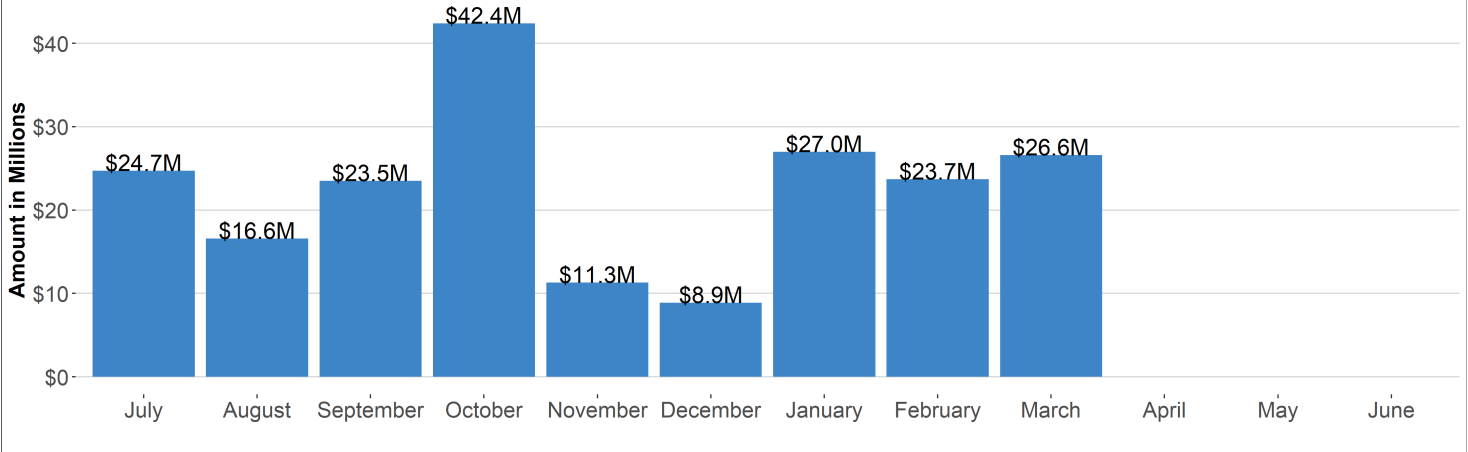
**CURRENT MONTH COLLECTIONS**

**\$26.6M**

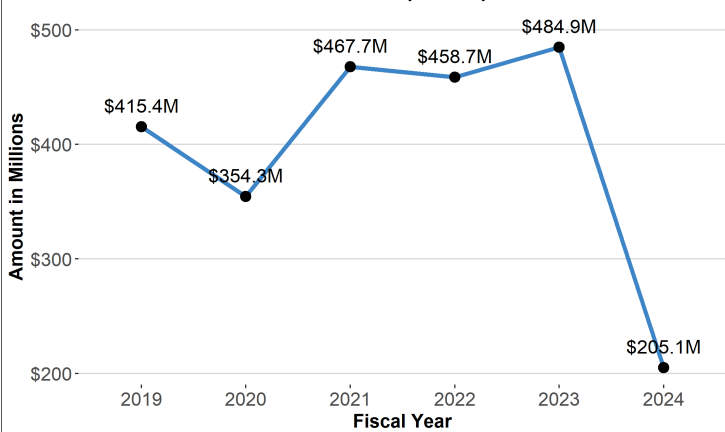
**MONTHLY CHANGE**

**-7.5%**

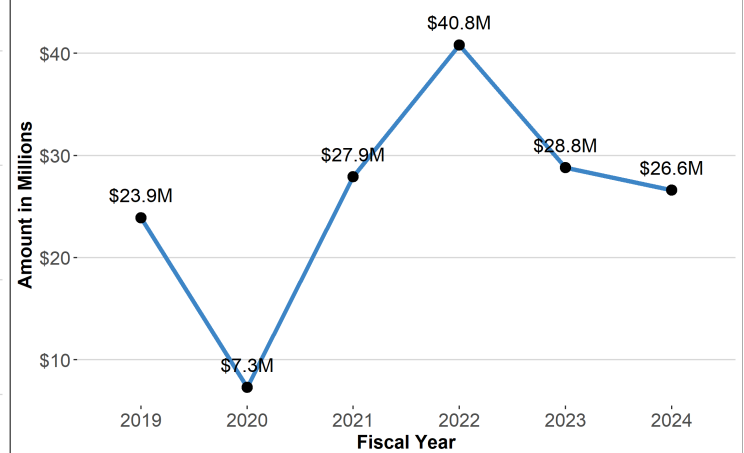
**Fiscal Year 2024 Individual Income Tax Collections (in millions) by Month**



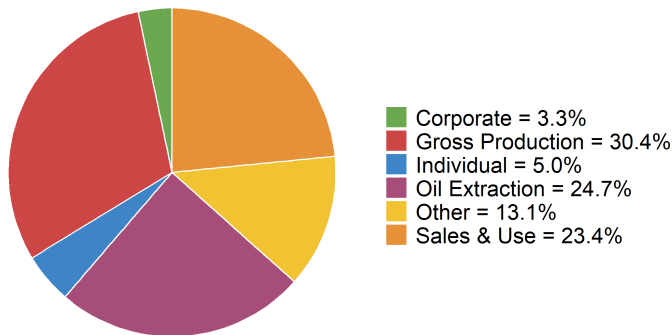
**Total Individual Income Tax Collections (in millions) by Fiscal Year \***  
\* Collection amounts in the current fiscal year are year-to-date collections.



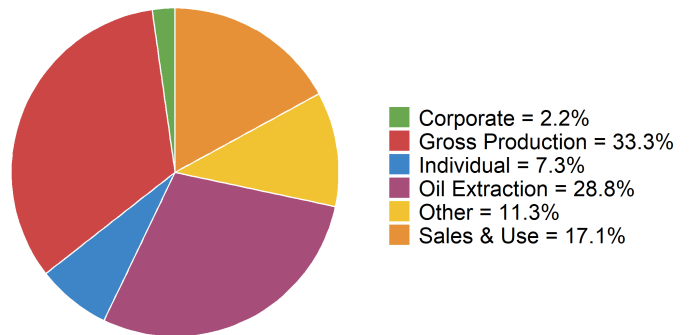
**March Only Individual Income Tax Collections (in millions) by Fiscal Year**



**Fiscal Year 2024 YTD Net Tax Collections by Tax Type**



**March 2024 Net Tax Collections by Tax Type**



# Corporate Income Tax Collections

FISCAL YEAR COLLECTIONS (YTD)

**\$136.8M**

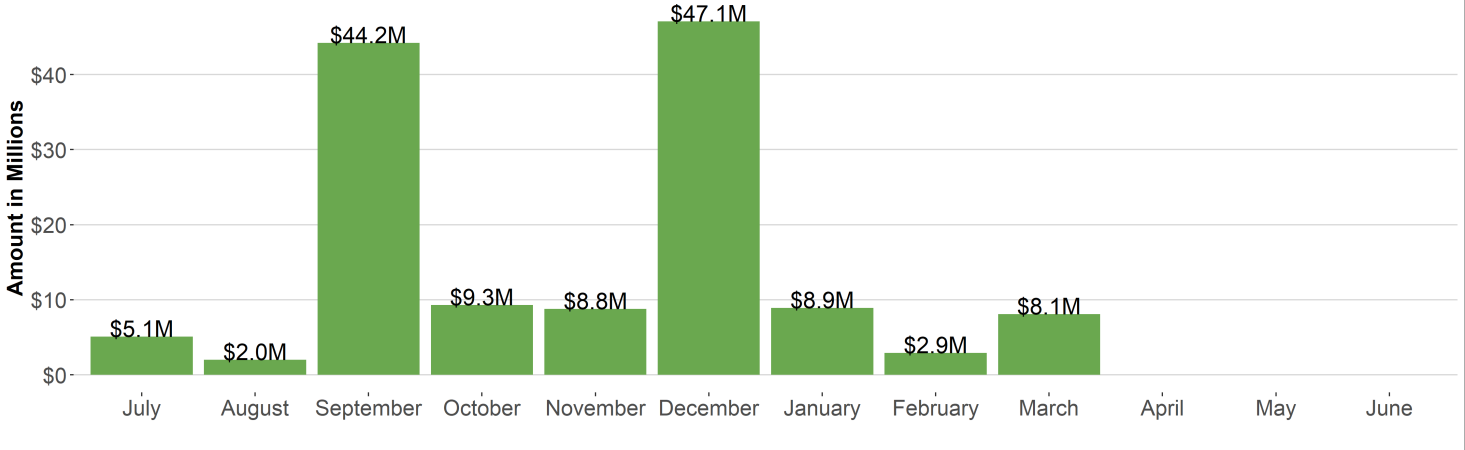
CURRENT MONTH COLLECTIONS

**\$8.1M**

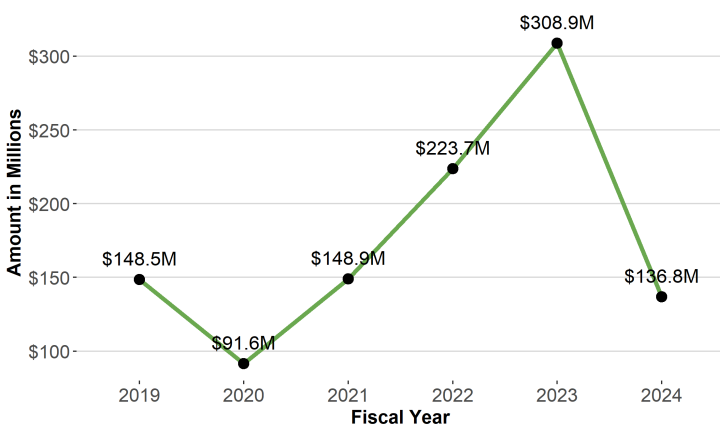
MONTHLY CHANGE

**+5.8%**

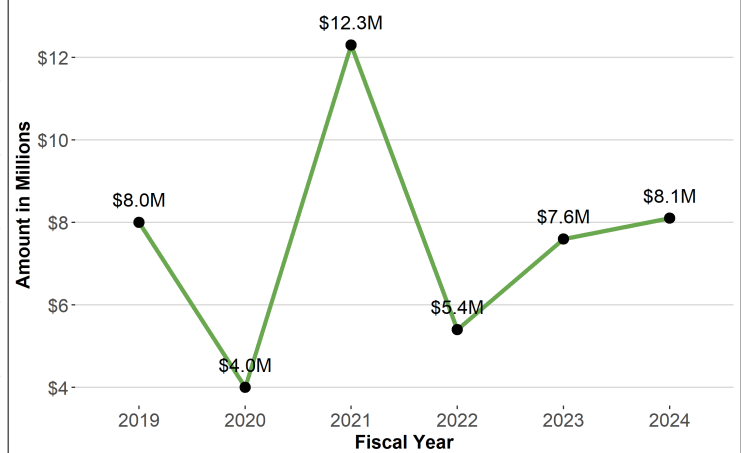
Fiscal Year 2024 Corporate Income Tax Collections (in millions) by Month



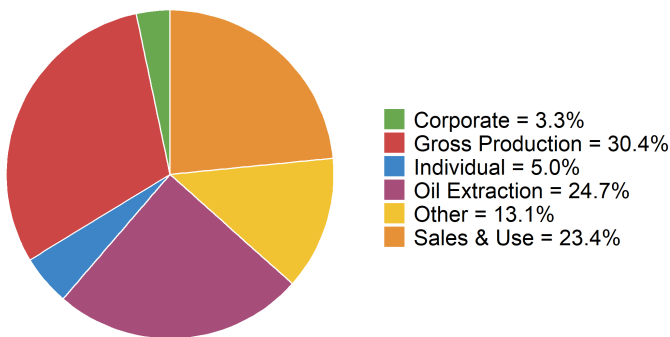
Total Corporate Income Tax Collections (in millions) by Fiscal Year \*  
\* Collection amounts in the current fiscal year are year-to-date collections.



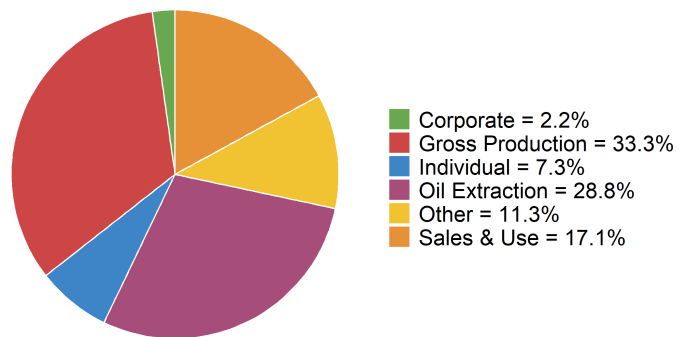
March Only Corporate Income Tax Collections (in millions) by Fiscal Year



Fiscal Year 2024 YTD Net Tax Collections by Tax Type



March 2024 Net Tax Collections by Tax Type



March 2024 Tax Collections

Tax Type	Gross Collections	Refunds	Net Collections
Airline Tax	\$24,473	\$0	\$24,473
Cigarette Tax	\$1,014,003	\$0	\$1,014,003
Coal Conversion Tax	\$300,088	\$0	\$300,088
Coal Severance Tax	\$1,042,700	\$0	\$1,042,700
Corporate Income Tax	\$11,133,167	\$-3,000,000	\$8,133,167
Electric Generation Tax	\$3,613,793	\$0	\$3,613,793
Individual Income Tax	\$26,653,682	\$0	\$26,653,682
Local Taxes	\$18,522,536	\$-2,399	\$18,520,136
Miscellaneous and Bonds	\$2,152	\$5,400	\$7,552
Motor Vehicle Excise Tax	\$2,427	\$0	\$2,427
Motor Vehicle Fuel Tax	\$6,955,169	\$-64,000	\$6,891,169
Music and Composition Tax	\$439,167	\$0	\$439,167
Oil Extraction Tax	\$105,033,086	\$-171,509	\$104,861,577
Oil and Gas Gross Production Tax	\$121,372,774	\$0	\$121,372,774
Prepaid Wireless 911 Fee	\$15,399	\$0	\$15,399
Provider Assessment	\$1,691,774	\$0	\$1,691,774
Sales and Use Tax	\$63,053,231	\$-909,078	\$62,144,153
Special Fuel Tax	\$6,286,438	\$-32,000	\$6,254,438
Telecommunications Tax	\$17,739	\$0	\$17,739
Tobacco Tax	\$503,636	\$0	\$503,636
Wholesale Liquor/Beer Tax	\$755,999	\$-7,614	\$748,385
Totals	\$368,433,430	\$-4,181,200	\$364,252,230

Fiscal Year 2024 Year-To-Date Tax Collections

Tax Type	Gross Collections	Refunds	Net Collections
Aircraft Excise Tax	\$11,038	\$0	\$11,038
Airline Tax	\$24,473	\$0	\$24,473
Cigarette Tax	\$11,436,745	\$-1,015	\$11,435,730
Coal Conversion Tax	\$2,858,373	\$0	\$2,858,373
Coal Severance Tax	\$7,171,235	\$0	\$7,171,235
Corporate Income Tax	\$156,860,266	\$-20,000,000	\$136,860,266
Electric Generation Tax	\$29,725,136	\$0	\$29,725,136
Individual Income Tax	\$368,185,047	\$-163,000,000	\$205,185,047
Local Taxes	\$291,562,941	\$-19,642	\$291,543,299
Miscellaneous and Bonds	\$61,433	\$-55,348	\$6,085
Motor Vehicle Excise Tax	\$32,095,736	\$-839	\$32,094,897
Motor Vehicle Fuel Tax	\$75,449,015	\$-586,000	\$74,863,015
Music and Composition Tax	\$497,673	\$0	\$497,673
Oil Extraction Tax	\$1,031,073,241	\$-10,291,658	\$1,020,781,583
Oil and Gas Gross Production Tax	\$1,253,868,594	\$0	\$1,253,868,594
Prepaid Wireless 911 Fee	\$750,178	\$-270	\$749,909
Provider Assessment	\$5,023,375	\$0	\$5,023,375
Sales and Use Tax	\$979,989,506	\$-13,111,800	\$966,877,706
Special Fuel Tax	\$68,958,735	\$-169,000	\$68,789,735
Telecommunications Tax	\$4,364,927	\$-5,358	\$4,359,569
Tobacco Tax	\$5,145,409	\$0	\$5,145,409
Wholesale Liquor/Beer Tax	\$8,215,011	\$-79,709	\$8,135,302
Totals	\$4,333,328,085	\$-207,320,638	\$4,126,007,447